

DATA SHEET



Three Phase Induction Motor - Squirrel Cage

Customer :								
Product line		: W22 NEMA Premium Efficiency Three-Phase			Product code :		11165995	
					Catalog # :		06036ET3E364TS-W22	
Frame : 364/5TS				Cooling method : IC411 - TEFC				
Insulation class : F				Mounting : F-1				
Duty cycle : Cont.(S1)				Rotation ¹ : Both (CW and CCW)				
Ambient temperature : -20°C to +40°C				Starting method : Direct On Line				
Altitude : 1000 m.a.s.l.				Approx. weight ² : 388 kg				
Protection degree : IP55				Moment of inertia (J) : 0.4485 kgm ²				
Design : B								
Output [HP]	60	50	50	50	60	60	60	
Poles	2	2	2	2	2	2	2	
Frequency [Hz]	60	50	50	50	50	50	50	
Rated voltage [V]	230/460	380	400	415	380	400	415	
Rated current [A]	134/67.0	65.9	63.3	61.7	81.3	77.6	74.8	
L. R. Amperes [A]	884/442	415	443	457	423	450	464	
LRC [A]	6.6x(Code G)	6.3x(Code F)	7.0x(Code G)	7.4x(Code H)	5.2x(Code E)	5.8x(Code F)	6.2x(Code F)	
No load current [A]	30.0/15.0	15.0	16.2	17.4	15.0	16.2	17.4	
Rated speed [RPM]	3560	2955	2960	2965	2945	2950	2955	
Slip [%]	1.11	1.50	1.33	1.17	1.83	1.67	1.50	
Rated torque [kgfm]	12.2	12.3	12.3	12.2	14.8	14.8	14.7	
Locked rotor torque [%]	200	190	220	229	160	180	190	
Breakdown torque [%]	260	250	280	300	210	229	250	
Service factor	1.25	1.00	1.00	1.00	1.00	1.00	1.00	
Temperature rise	80 K	80 K	80 K	80 K	105 K	105 K	105 K	
Locked rotor time	25s (cold)	21s (cold)	21s (cold)	21s (cold)	21s (cold)	21s (cold)	21s (cold)	
	14s (hot)	12s (hot)	12s (hot)	12s (hot)	12s (hot)	12s (hot)	12s (hot)	
Noise level ²	79.0 dB(A)	74.0 dB(A)	74.0 dB(A)	74.0 dB(A)	74.0 dB(A)	74.0 dB(A)	74.0 dB(A)	
Efficiency (%)	25%							
	50%	91.7	92.1	91.7	91.6	92.4	92.4	
	75%	93.0	92.8	92.8	92.9	93.0	93.0	
	100%	93.6	93.7	93.7	93.7	92.4	93.0	
Power Factor	25%							
	50%	0.81	0.81	0.79	0.76	0.85	0.83	
	75%	0.88	0.88	0.87	0.85	0.90	0.89	
	100%	0.90	0.91	0.90	0.89	0.91	0.90	
Bearing type	Drive end		Non drive end		Foundation loads			
	: 6314 C3		: 6314 C3		Max. traction : 220 kgf			
	: WSeal		: WSeal		Max. compression : 607 kgf			
	: 4000 h		: 4000 h					
	: 27 g		: 27 g					
Lubricant type		: Mobil Polyrex EM						
Notes USABLE @208V 148A SF 1.10 SFA 163A								
This revision replaces and cancel the previous one, which must be eliminated. (1) Looking the motor from the shaft end. (2) Measured at 1m and with tolerance of +3dB(A). (3) Approximate weight subject to changes after manufacturing process. (4) At 100% of full load.				These are average values based on tests with sinusoidal power supply, subject to the tolerances stipulated in NEMA MG-1.				
Rev.	Changes Summary			Performed	Checked	Date		
Performed by								
Checked by					Page	Revision		
Date	26/01/2022				1 / 36			

TORQUE AND CURRENT VS SPEED CURVE

Three Phase Induction Motor - Squirrel Cage

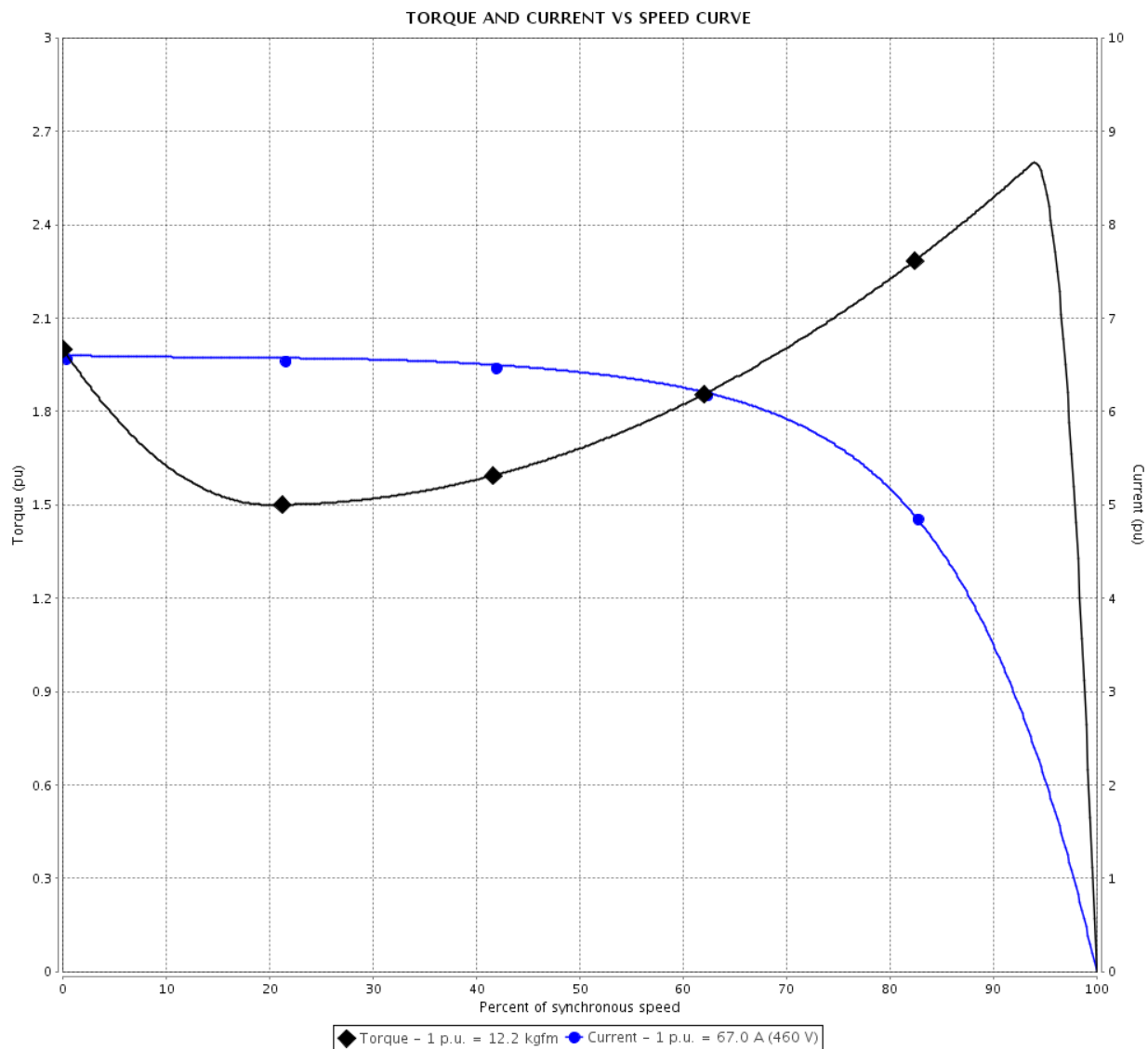


Customer :

Product line : W22 NEMA Premium Efficiency
Three-Phase

Product code : 11165995

Catalog # : 06036ET3E364TS-W22



Performance : 230/460 V 60 Hz 2P

Rated current : 134/67.0 A
LRC : 6.6
Rated torque : 12.2 kgfm
Locked rotor torque : 200 %
Breakdown torque : 260 %
Rated speed : 3560 rpm

Moment of inertia (J) : 0.4485 kgm²
Duty cycle : Cont.(S1)
Insulation class : F
Service factor : 1.25
Temperature rise : 80 K
Design : B

Locked rotor time : 25s (cold) 14s (hot)

Rev.	Changes Summary	Performed	Checked	Date
Performed by			Page 2 / 36	Revision
Checked by				
Date	26/01/2022			

TORQUE AND CURRENT VS SPEED CURVE



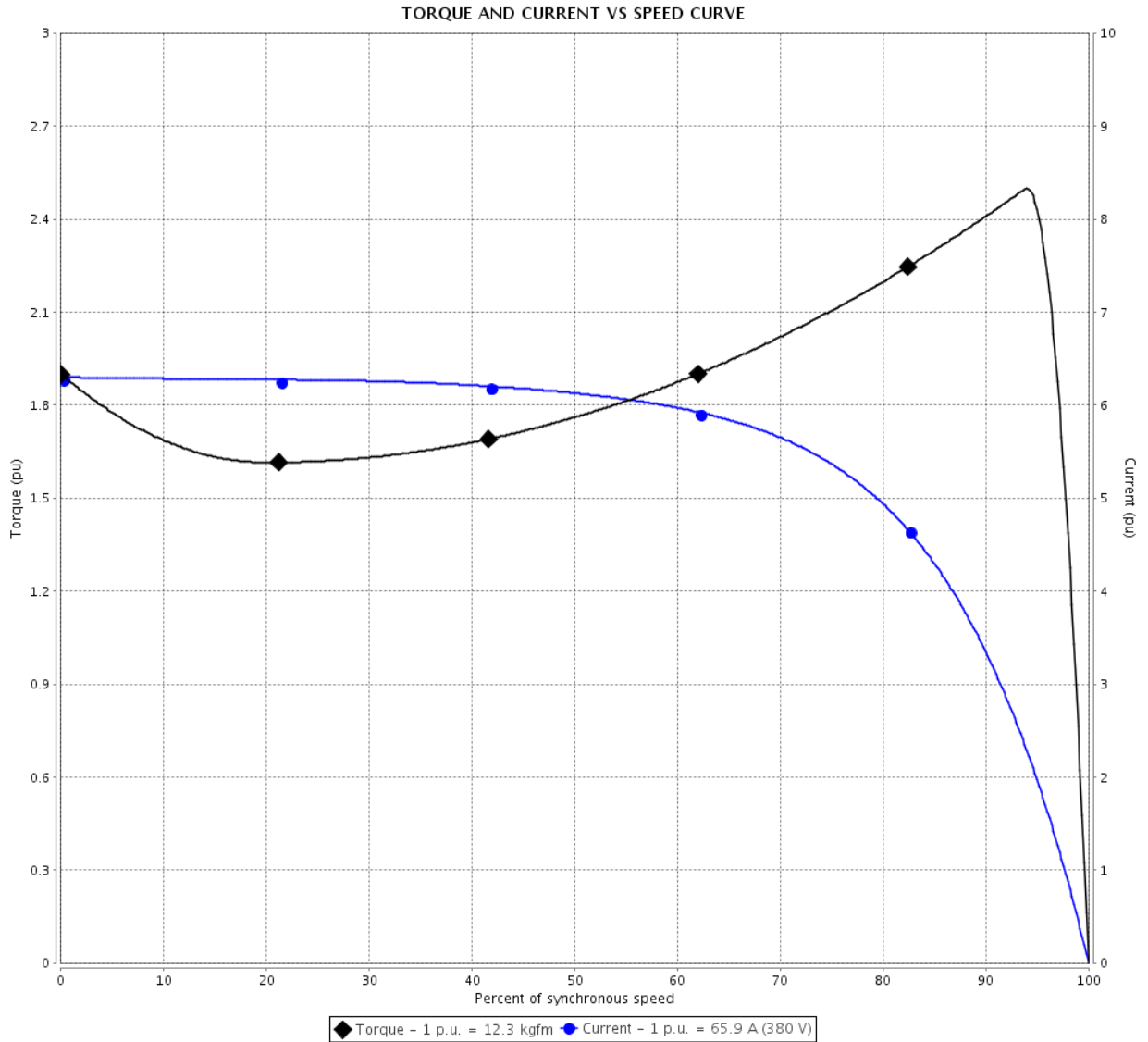
Three Phase Induction Motor - Squirrel Cage

Customer :

Product line : W22 NEMA Premium Efficiency
Three-Phase

Product code : 11165995

Catalog # : 06036ET3E364TS-W22



Performance : 380 V 50 Hz 2P IE3

Rated current : 65.9 A
LRC : 6.3
Rated torque : 12.3 kgfm
Locked rotor torque : 190 %
Breakdown torque : 250 %
Rated speed : 2955 rpm

Moment of inertia (J) : 0.4485 kgm²
Duty cycle : Cont.(S1)
Insulation class : F
Service factor : 1.00
Temperature rise : 80 K
Design : B

Locked rotor time : 21s (cold) 12s (hot)

Rev.	Changes Summary	Performed	Checked	Date
Performed by			Page 3 / 36	Revision
Checked by				
Date	26/01/2022			

TORQUE AND CURRENT VS SPEED CURVE

Three Phase Induction Motor - Squirrel Cage



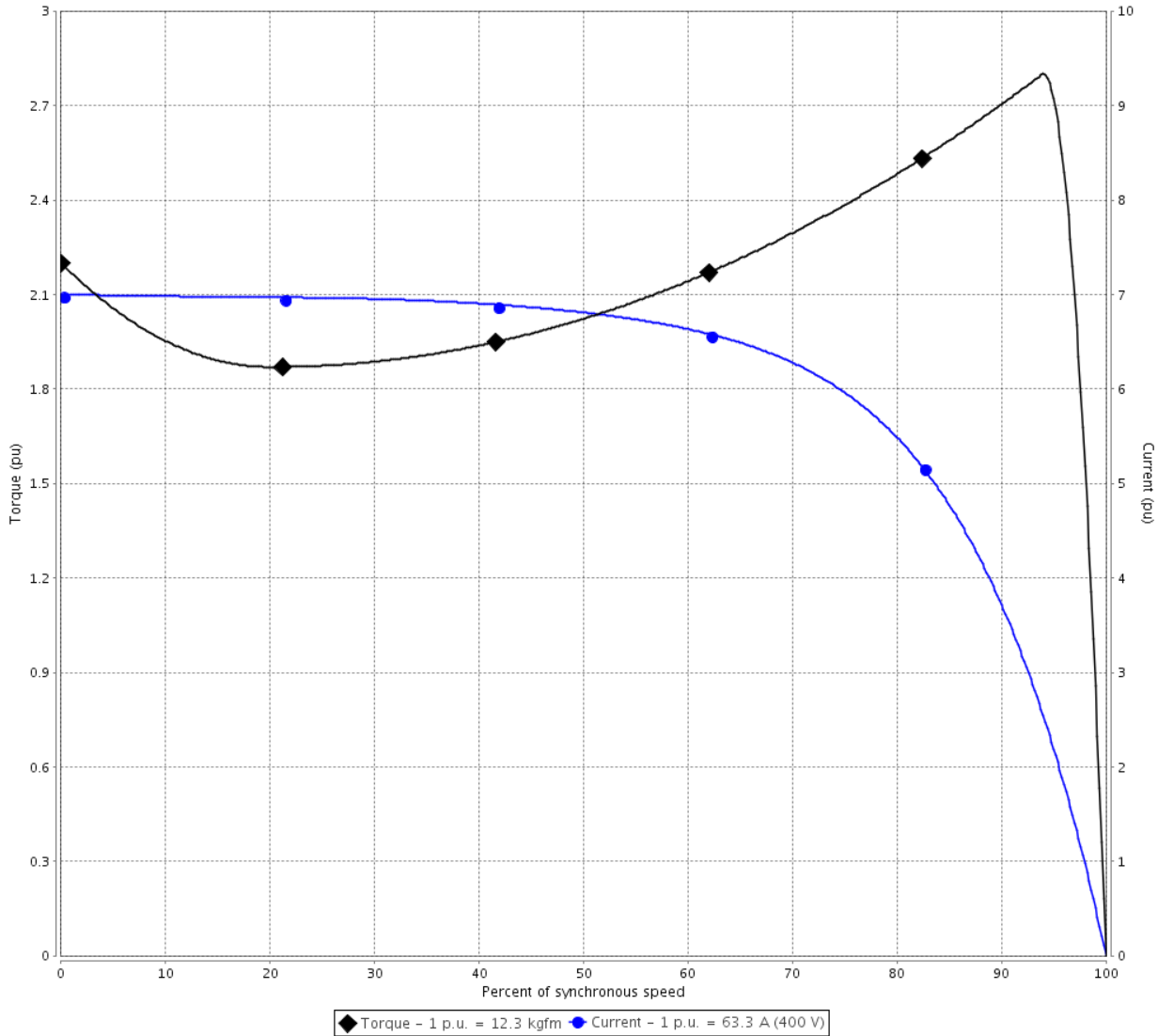
Customer :

Product line : W22 NEMA Premium Efficiency
Three-Phase

Product code : 11165995

Catalog # : 06036ET3E364TS-W22

TORQUE AND CURRENT VS SPEED CURVE



Performance : 400 V 50 Hz 2P IE3

Rated current	: 63.3 A	Moment of inertia (J)	: 0.4485 kgm ²
LRC	: 7.0	Duty cycle	: Cont.(S1)
Rated torque	: 12.3 kgfm	Insulation class	: F
Locked rotor torque	: 220 %	Service factor	: 1.00
Breakdown torque	: 280 %	Temperature rise	: 80 K
Rated speed	: 2960 rpm	Design	: B

Locked rotor time : 21s (cold) 12s (hot)

Rev.	Changes Summary	Performed	Checked	Date
Performed by			Page 4 / 36	Revision
Checked by				
Date	26/01/2022			

TORQUE AND CURRENT VS SPEED CURVE



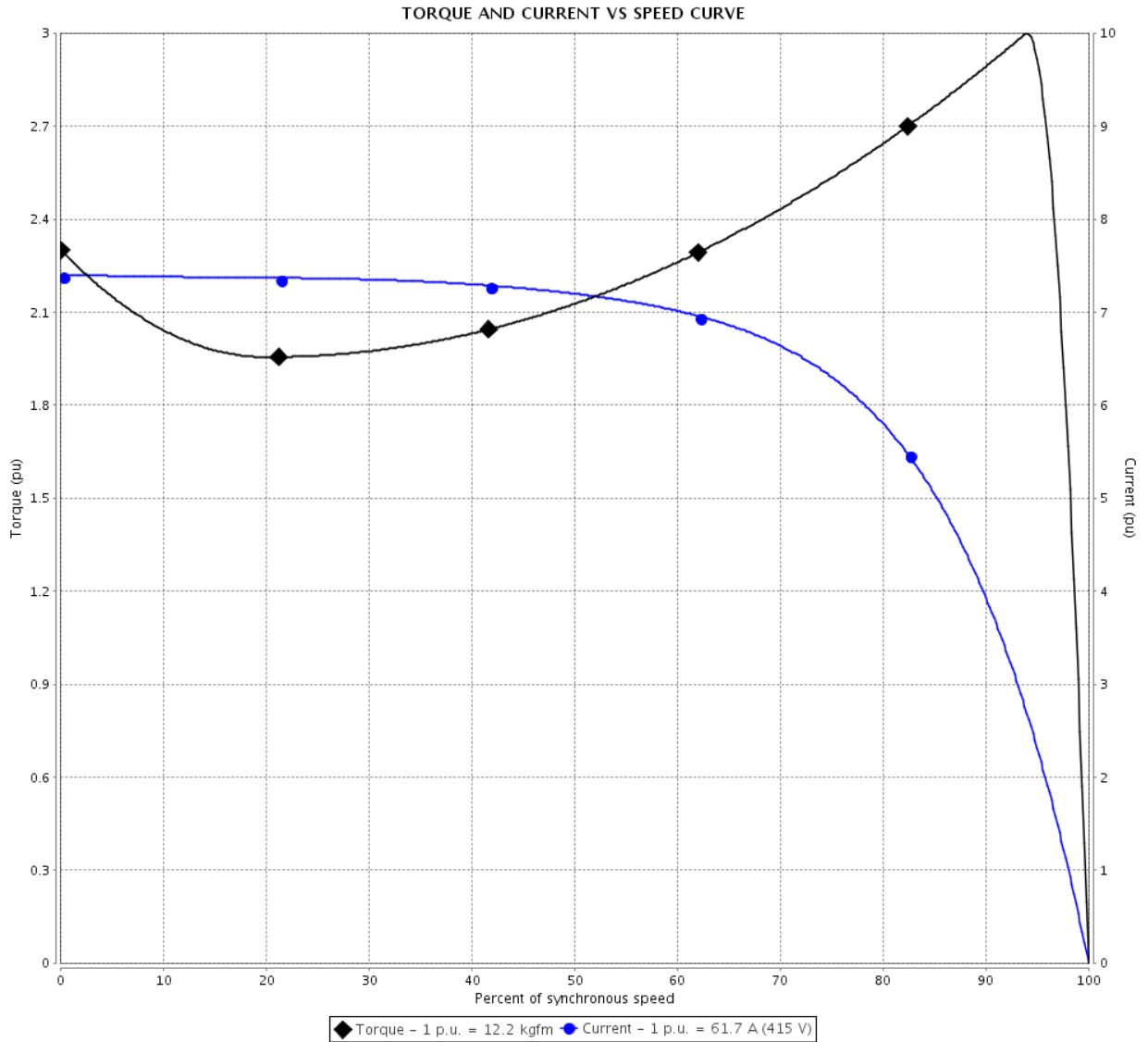
Three Phase Induction Motor - Squirrel Cage

Customer :

Product line : W22 NEMA Premium Efficiency
Three-Phase

Product code : 11165995

Catalog # : 06036ET3E364TS-W22



Performance : 415 V 50 Hz 2P IE3

Rated current	: 61.7 A	Moment of inertia (J)	: 0.4485 kgm ²
LRC	: 7.4	Duty cycle	: Cont.(S1)
Rated torque	: 12.2 kgfm	Insulation class	: F
Locked rotor torque	: 229 %	Service factor	: 1.00
Breakdown torque	: 300 %	Temperature rise	: 80 K
Rated speed	: 2965 rpm	Design	: B

Locked rotor time : 21s (cold) 12s (hot)

Rev.	Changes Summary	Performed	Checked	Date
Performed by			Page 5 / 36	Revision
Checked by				
Date	26/01/2022			

TORQUE AND CURRENT VS SPEED CURVE

Three Phase Induction Motor - Squirrel Cage



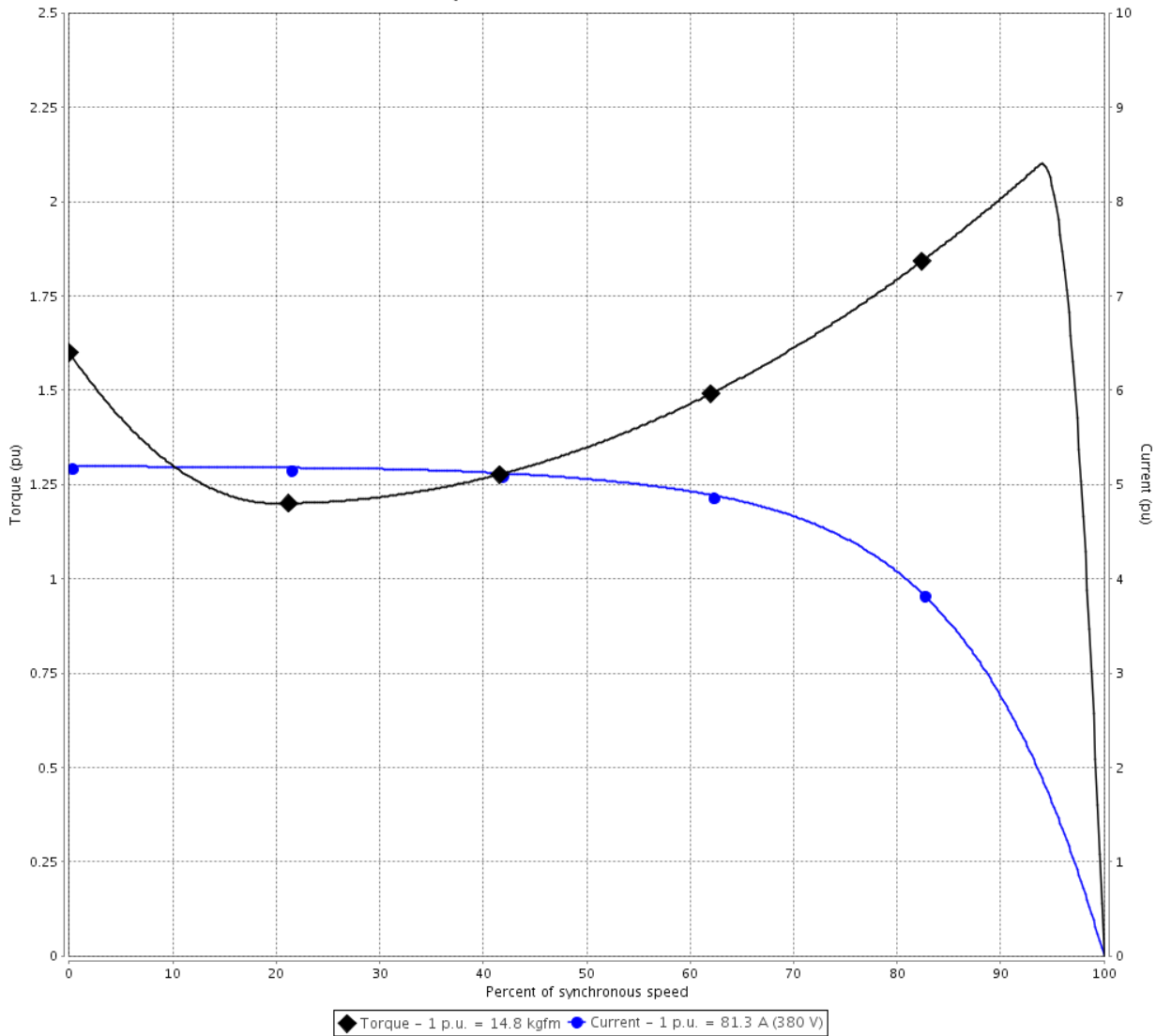
Customer :

Product line : W22 NEMA Premium Efficiency
Three-Phase

Product code : 11165995

Catalog # : 06036ET3E364TS-W22

TORQUE AND CURRENT VS SPEED CURVE



Performance : 380 V 50 Hz 2P IE1

Rated current	: 81.3 A	Moment of inertia (J)	: 0.4485 kgm ²
LRC	: 5.2	Duty cycle	: Cont.(S1)
Rated torque	: 14.8 kgfm	Insulation class	: F
Locked rotor torque	: 160 %	Service factor	: 1.00
Breakdown torque	: 210 %	Temperature rise	: 105 K
Rated speed	: 2945 rpm	Design	: B

Locked rotor time : 21s (cold) 12s (hot)

Rev.	Changes Summary	Performed	Checked	Date
Performed by			Page 6 / 36	Revision
Checked by				
Date	26/01/2022			

TORQUE AND CURRENT VS SPEED CURVE



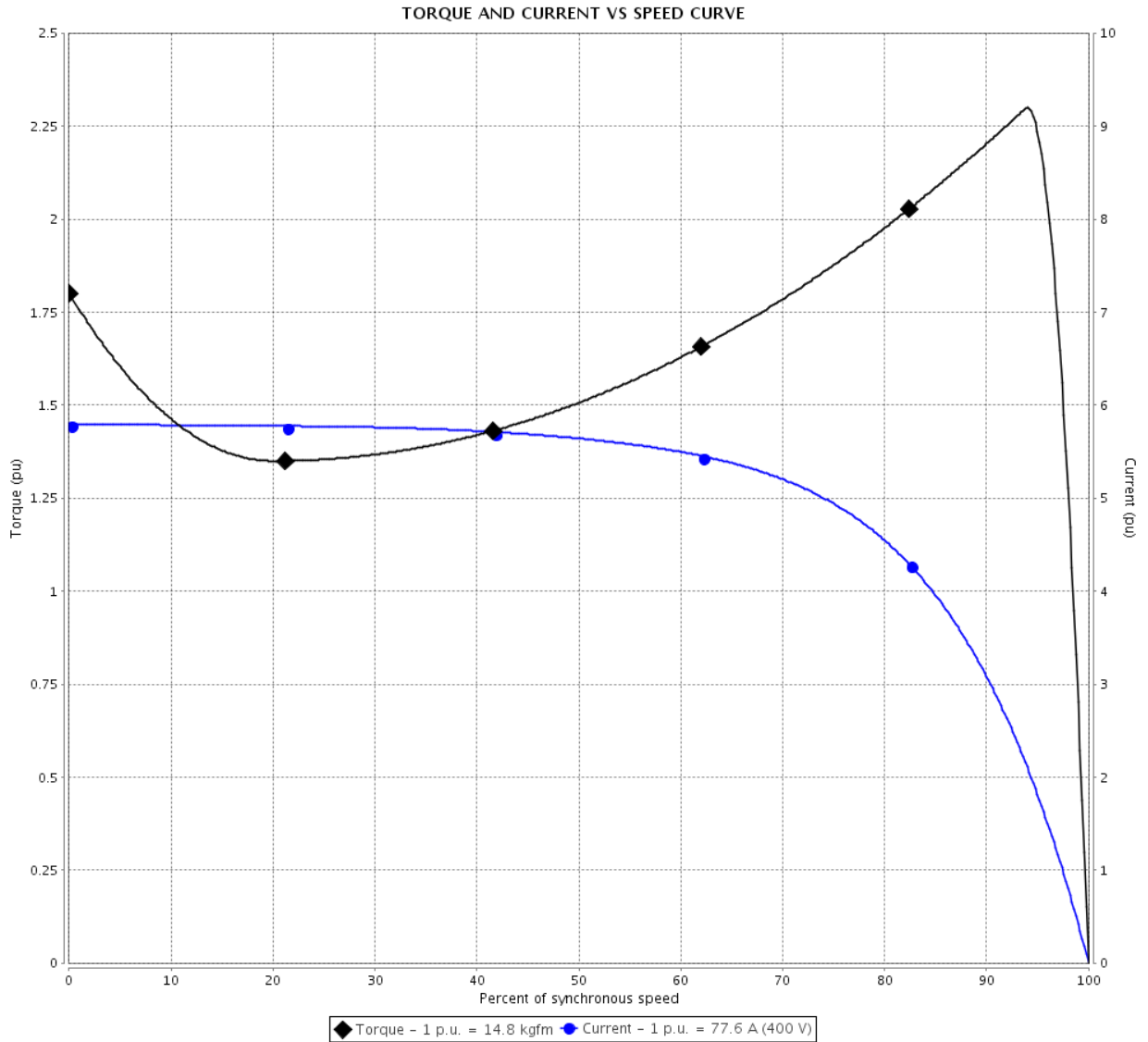
Three Phase Induction Motor - Squirrel Cage

Customer :

Product line : W22 NEMA Premium Efficiency
Three-Phase

Product code : 11165995

Catalog # : 06036ET3E364TS-W22



Performance : 400 V 50 Hz 2P IE2


Rated current	: 77.6 A	Moment of inertia (J)	: 0.4485 kgm ²
LRC	: 5.8	Duty cycle	: Cont.(S1)
Rated torque	: 14.8 kgfm	Insulation class	: F
Locked rotor torque	: 180 %	Service factor	: 1.00
Breakdown torque	: 229 %	Temperature rise	: 105 K
Rated speed	: 2950 rpm	Design	: B

Locked rotor time : 21s (cold) 12s (hot)

Rev.	Changes Summary	Performed	Checked	Date
Performed by			Page 7 / 36	Revision
Checked by				
Date	26/01/2022			

TORQUE AND CURRENT VS SPEED CURVE

Three Phase Induction Motor - Squirrel Cage

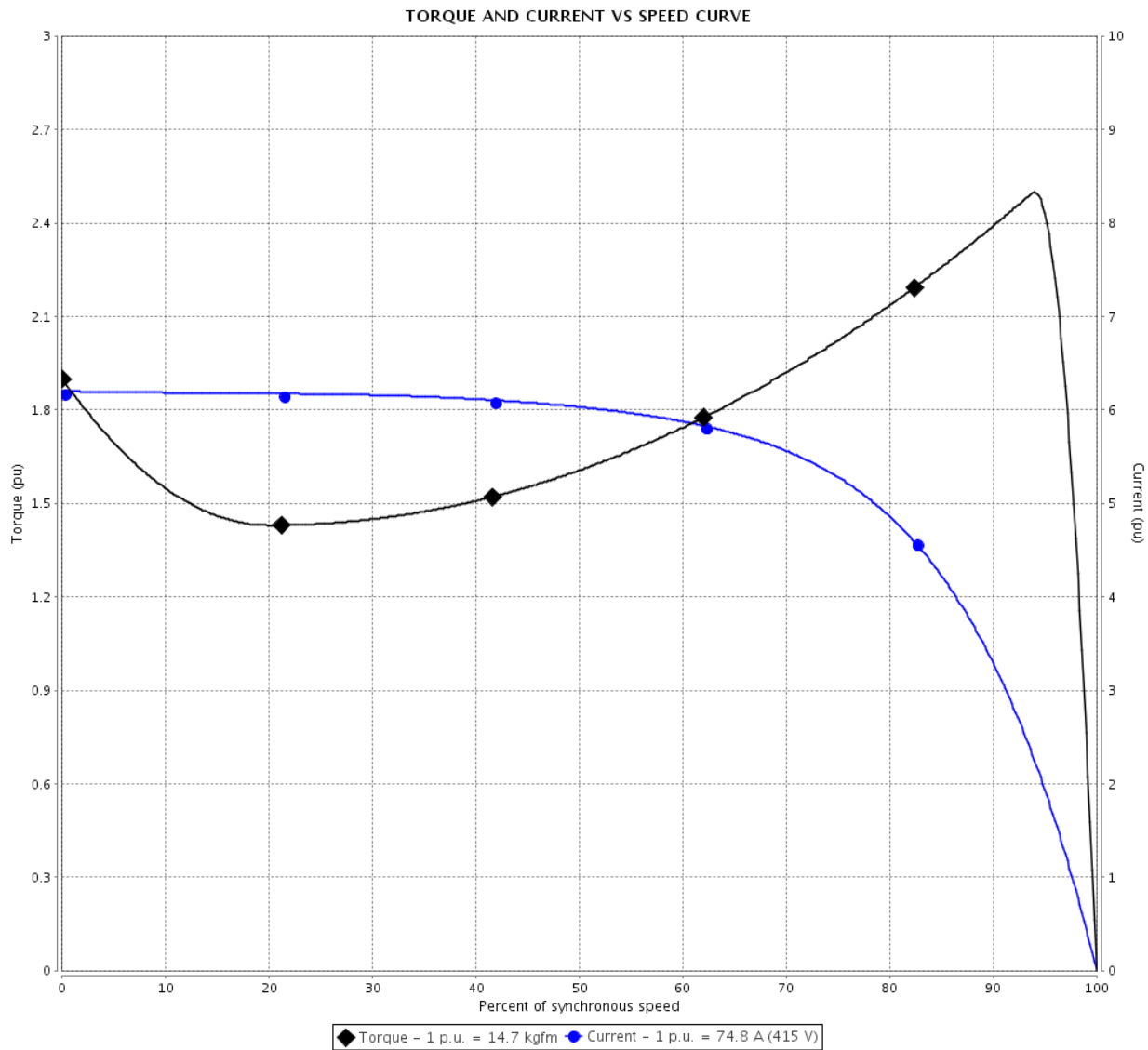


Customer :

Product line : W22 NEMA Premium Efficiency
Three-Phase

Product code : 11165995

Catalog # : 06036ET3E364TS-W22



Performance : 415 V 50 Hz 2P IE2

Rated current	: 74.8 A	Moment of inertia (J)	: 0.4485 kgm ²
LRC	: 6.2	Duty cycle	: Cont.(S1)
Rated torque	: 14.7 kgfm	Insulation class	: F
Locked rotor torque	: 190 %	Service factor	: 1.00
Breakdown torque	: 250 %	Temperature rise	: 105 K
Rated speed	: 2955 rpm	Design	: B

Locked rotor time : 21s (cold) 12s (hot)

Rev.	Changes Summary	Performed	Checked	Date
Performed by			Page	Revision
Checked by				
Date	26/01/2022			
			8 / 36	

LOAD PERFORMANCE CURVE

Three Phase Induction Motor - Squirrel Cage

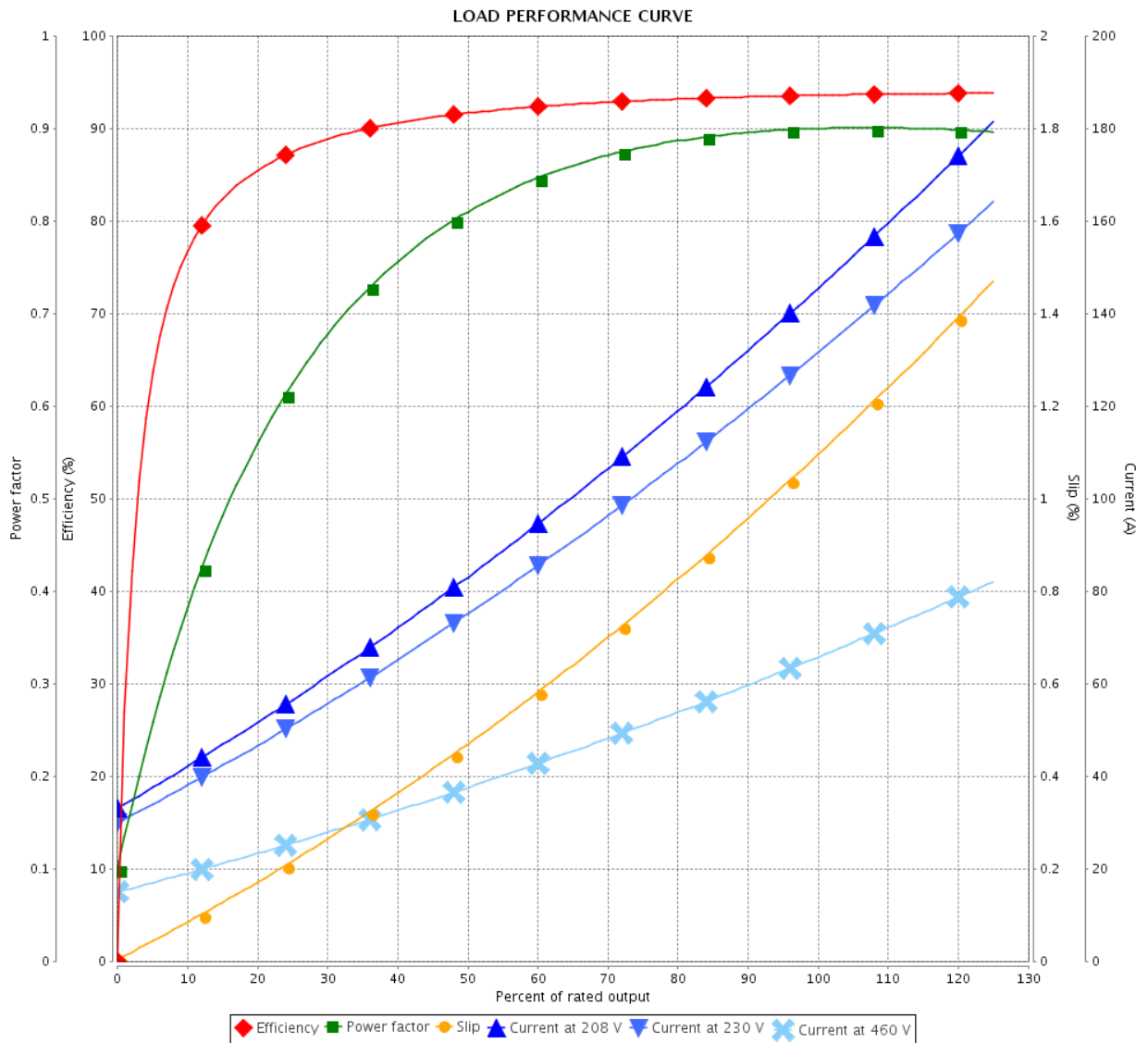


Customer : _____

Product line : W22 NEMA Premium Efficiency
Three-Phase

Product code : 11165995

Catalog # : 06036ET3E364TS-W22



Performance : 230/460 V 60 Hz 2P

Rated current : 134/67.0 A
 LRC : 6.6
 Rated torque : 12.2 kgfm
 Locked rotor torque : 200 %
 Breakdown torque : 260 %
 Rated speed : 3560 rpm

Moment of inertia (J) : 0.4485 kgm²
 Duty cycle : Cont.(S1)
 Insulation class : F
 Service factor : 1.25
 Temperature rise : 80 K
 Design : B

Rev.	Changes Summary	Performed	Checked	Date
Performed by		Page		Revision
Checked by		9 / 36		
Date		26/01/2022		

LOAD PERFORMANCE CURVE

Three Phase Induction Motor - Squirrel Cage

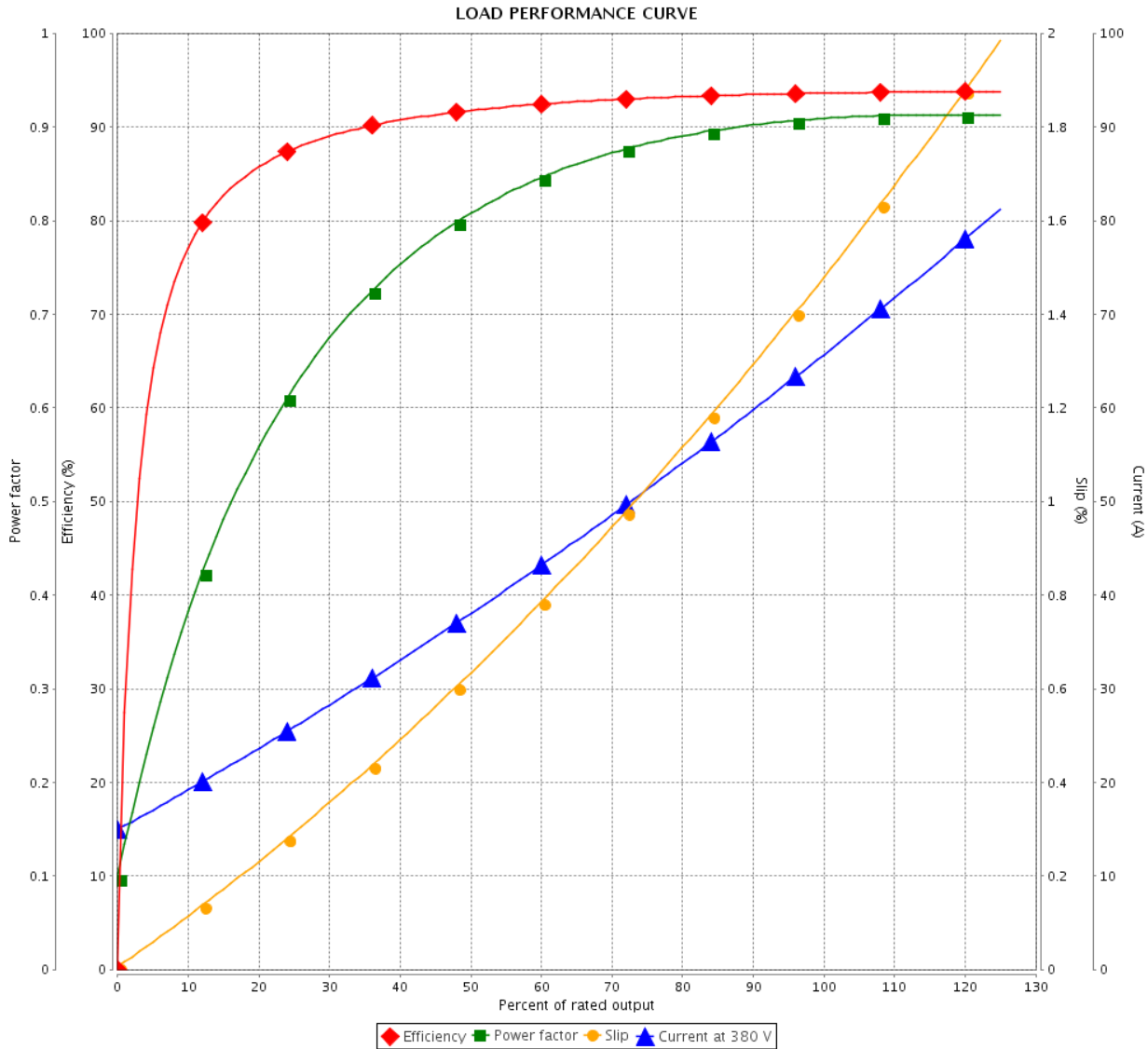


Customer :

Product line : W22 NEMA Premium Efficiency
Three-Phase

Product code : 11165995

Catalog # : 06036ET3E364TS-W22



Performance : 380 V 50 Hz 2P IE3

Rated current : 65.9 A
 LRC : 6.3
 Rated torque : 12.3 kgfm
 Locked rotor torque : 190 %
 Breakdown torque : 250 %
 Rated speed : 2955 rpm

Moment of inertia (J) : 0.4485 kgm²
 Duty cycle : Cont.(S1)
 Insulation class : F
 Service factor : 1.00
 Temperature rise : 80 K
 Design : B

Rev.	Changes Summary	Performed	Checked	Date
Performed by			Page	Revision
Checked by			10 / 36	
Date	26/01/2022			

LOAD PERFORMANCE CURVE

Three Phase Induction Motor - Squirrel Cage

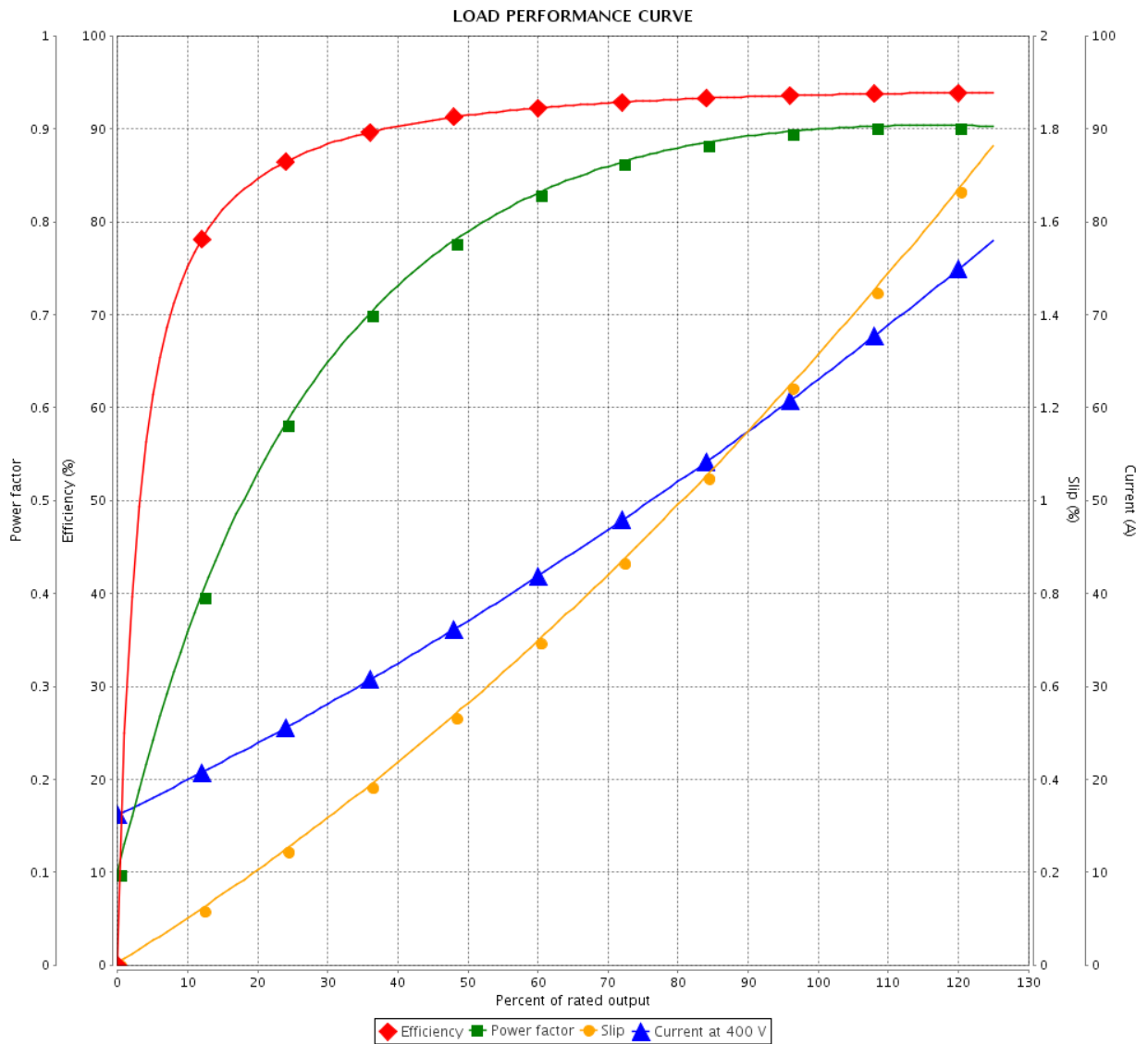


Customer :

Product line : W22 NEMA Premium Efficiency
Three-Phase

Product code : 11165995

Catalog # : 06036ET3E364TS-W22



Performance : 400 V 50 Hz 2P IE3

Rated current : 63.3 A
LRC : 7.0
Rated torque : 12.3 kgfm
Locked rotor torque : 220 %
Breakdown torque : 280 %
Rated speed : 2960 rpm

Moment of inertia (J) : 0.4485 kgm²
Duty cycle : Cont.(S1)
Insulation class : F
Service factor : 1.00
Temperature rise : 80 K
Design : B

Rev.	Changes Summary	Performed	Checked	Date
Performed by		Page		Revision
Checked by		11 / 36		
Date		26/01/2022		

LOAD PERFORMANCE CURVE

Three Phase Induction Motor - Squirrel Cage

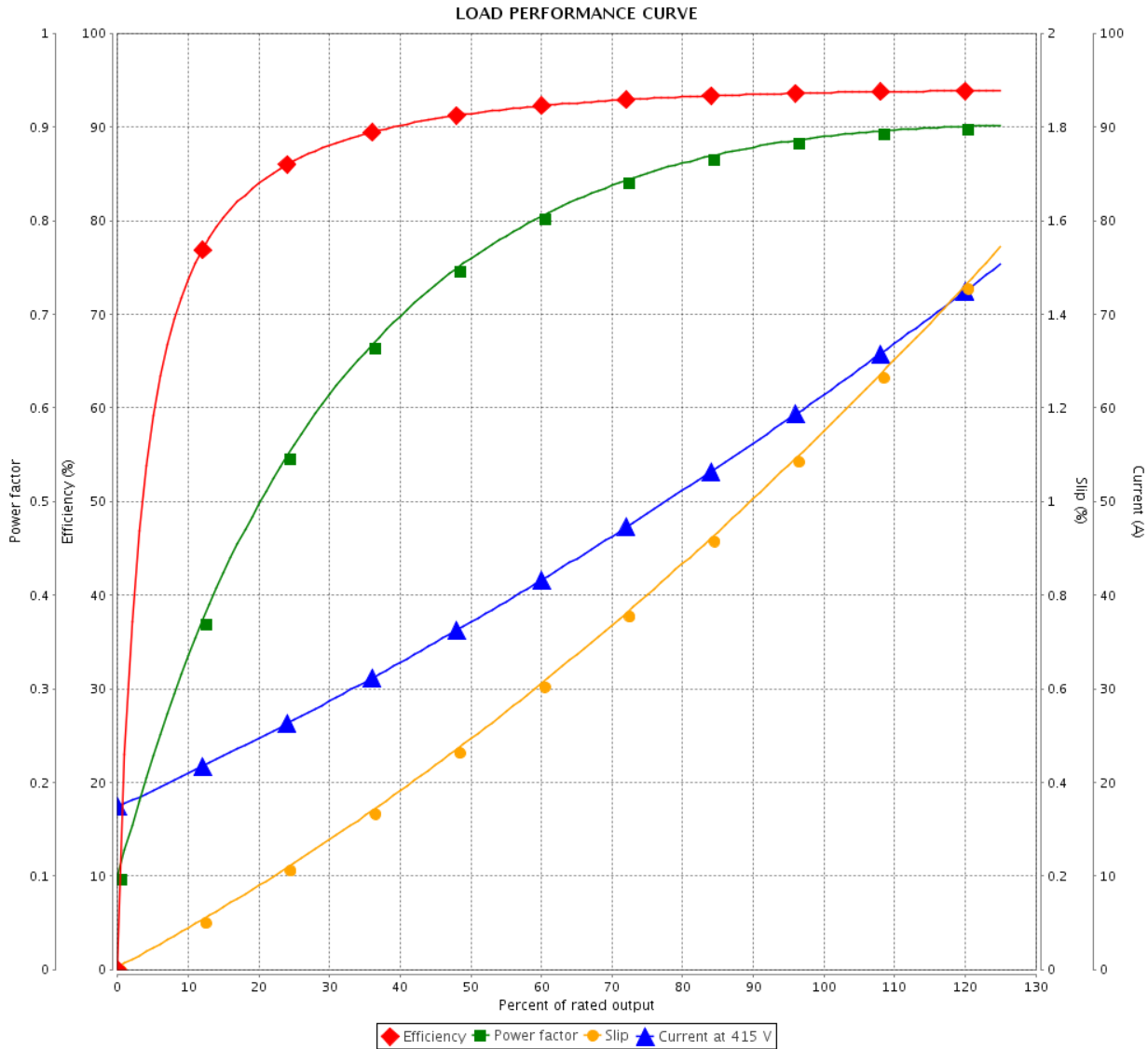


Customer :

Product line : W22 NEMA Premium Efficiency Three-Phase

Product code : 11165995

Catalog # : 06036ET3E364TS-W22



Performance : 415 V 50 Hz 2P IE3

Rated current : 61.7 A
 LRC : 7.4
 Rated torque : 12.2 kgfm
 Locked rotor torque : 229 %
 Breakdown torque : 300 %
 Rated speed : 2965 rpm

Moment of inertia (J) : 0.4485 kgm²
 Duty cycle : Cont.(S1)
 Insulation class : F
 Service factor : 1.00
 Temperature rise : 80 K
 Design : B

Rev.	Changes Summary	Performed	Checked	Date
Performed by			Page 12 / 36	Revision
Checked by				
Date	26/01/2022			

LOAD PERFORMANCE CURVE

Three Phase Induction Motor - Squirrel Cage

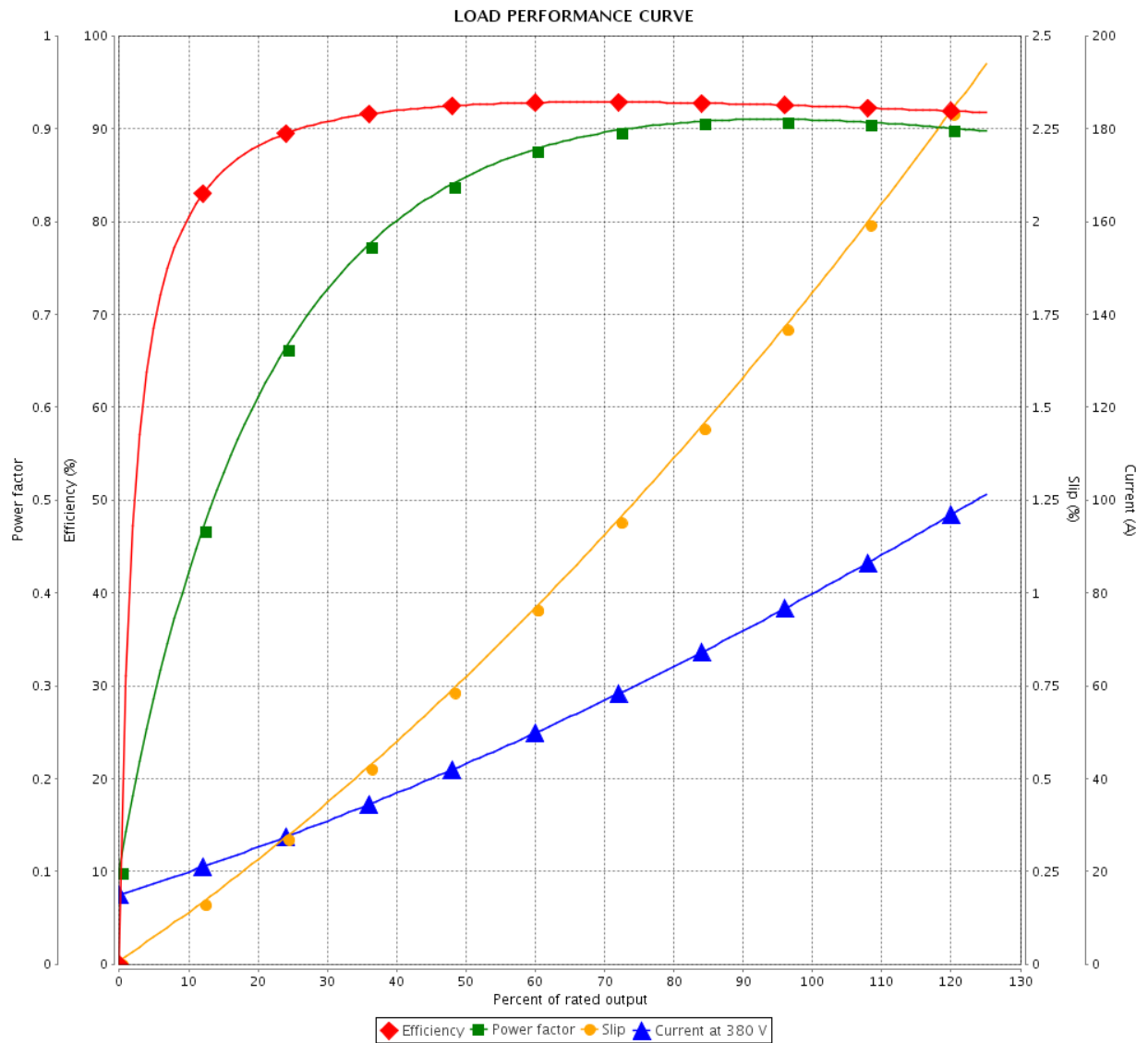


Customer :

Product line : W22 NEMA Premium Efficiency Three-Phase

Product code : 11165995

Catalog # : 06036ET3E364TS-W22



Performance : 380 V 50 Hz 2P IE1

Rated current : 81.3 A
 LRC : 5.2
 Rated torque : 14.8 kgfm
 Locked rotor torque : 160 %
 Breakdown torque : 210 %
 Rated speed : 2945 rpm

Moment of inertia (J) : 0.4485 kgm²
 Duty cycle : Cont.(S1)
 Insulation class : F
 Service factor : 1.00
 Temperature rise : 105 K
 Design : B

Rev.	Changes Summary	Performed	Checked	Date
Performed by		Page		Revision
Checked by		13 / 36		
Date		26/01/2022		

LOAD PERFORMANCE CURVE

Three Phase Induction Motor - Squirrel Cage

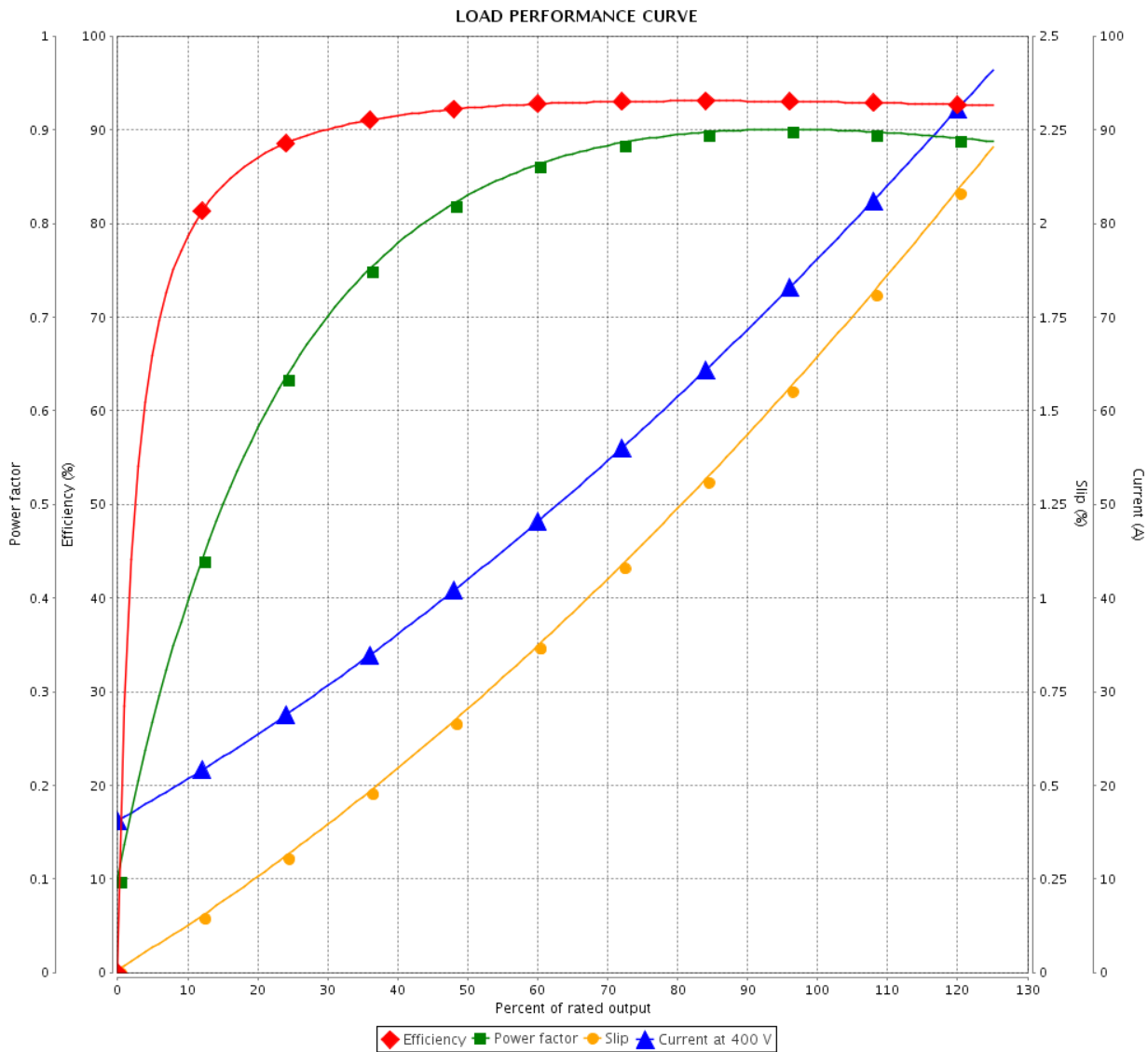


Customer :

Product line : W22 NEMA Premium Efficiency Three-Phase

Product code : 11165995

Catalog # : 06036ET3E364TS-W22



Performance : 400 V 50 Hz 2P IE2

Rated current : 77.6 A
 LRC : 5.8
 Rated torque : 14.8 kgfm
 Locked rotor torque : 180 %
 Breakdown torque : 229 %
 Rated speed : 2950 rpm

Moment of inertia (J) : 0.4485 kgm²
 Duty cycle : Cont.(S1)
 Insulation class : F
 Service factor : 1.00
 Temperature rise : 105 K
 Design : B

Rev.	Changes Summary	Performed	Checked	Date
Performed by			Page	Revision
Checked by			14 / 36	
Date	26/01/2022			

LOAD PERFORMANCE CURVE

Three Phase Induction Motor - Squirrel Cage

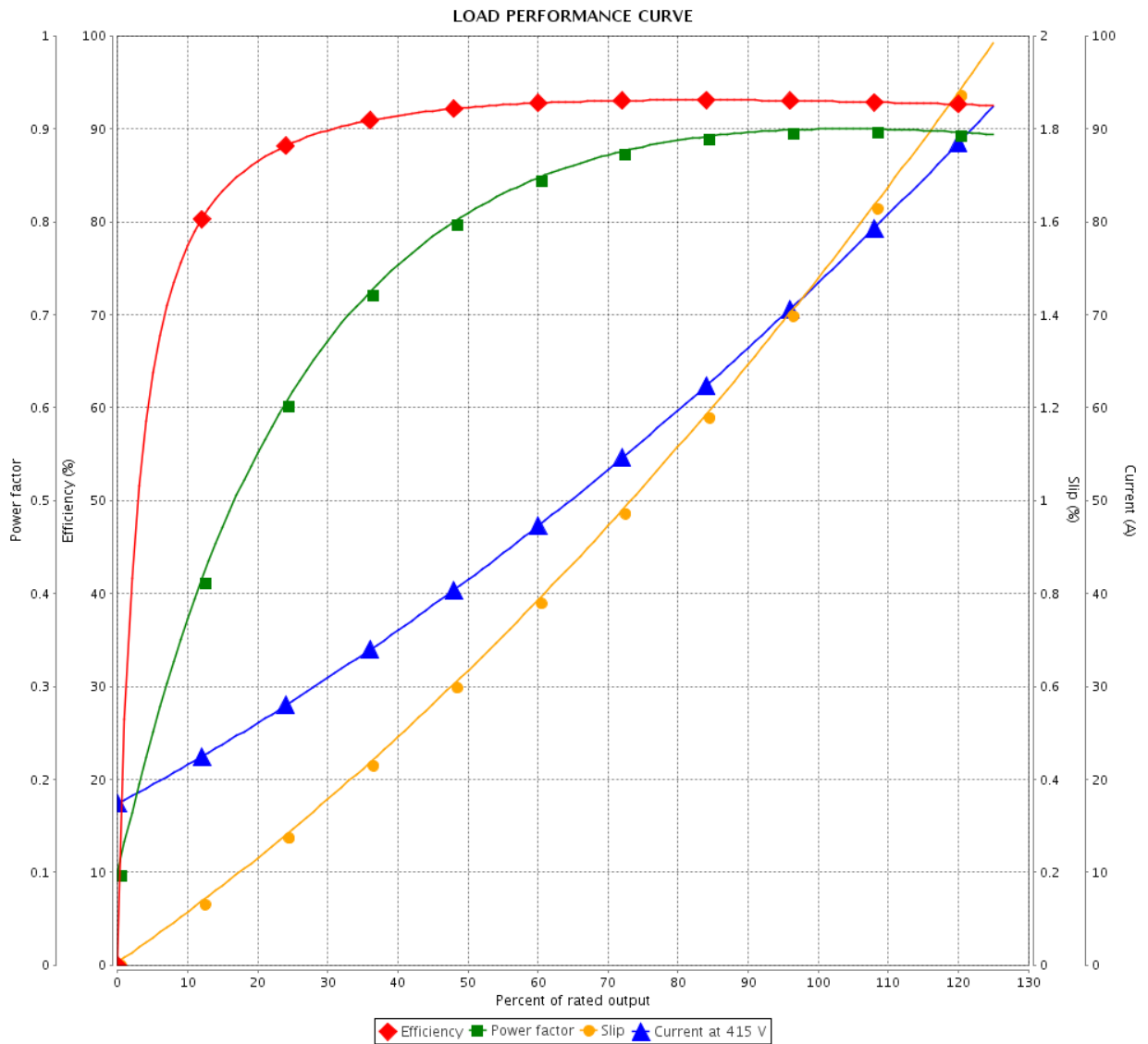


Customer : _____

Product line : W22 NEMA Premium Efficiency
Three-Phase

Product code : 11165995

Catalog # : 06036ET3E364TS-W22



Performance : 415 V 50 Hz 2P IE2

Rated current : 74.8 A
 LRC : 6.2
 Rated torque : 14.7 kgfm
 Locked rotor torque : 190 %
 Breakdown torque : 250 %
 Rated speed : 2955 rpm

Moment of inertia (J) : 0.4485 kgm²
 Duty cycle : Cont.(S1)
 Insulation class : F
 Service factor : 1.00
 Temperature rise : 105 K
 Design : B

Rev.	Changes Summary	Performed	Checked	Date
Performed by		Page		Revision
Checked by		15 / 36		
Date		26/01/2022		

THERMAL LIMIT CURVE



Three Phase Induction Motor - Squirrel Cage

Customer :

Product line : W22 NEMA Premium Efficiency
Three-Phase

Product code : 11165995

Catalog # : 06036ET3E364TS-W22

Performance : 230/460 V 60 Hz 2P

Rated current : 134/67.0 A
LRC : 6.6
Rated torque : 12.2 kgfm
Locked rotor torque : 200 %
Breakdown torque : 260 %
Rated speed : 3560 rpm

Moment of inertia (J) : 0.4485 kgm²
Duty cycle : Cont.(S1)
Insulation class : F
Service factor : 1.25
Temperature rise : 80 K
Design : B

Heating constant

Cooling constant

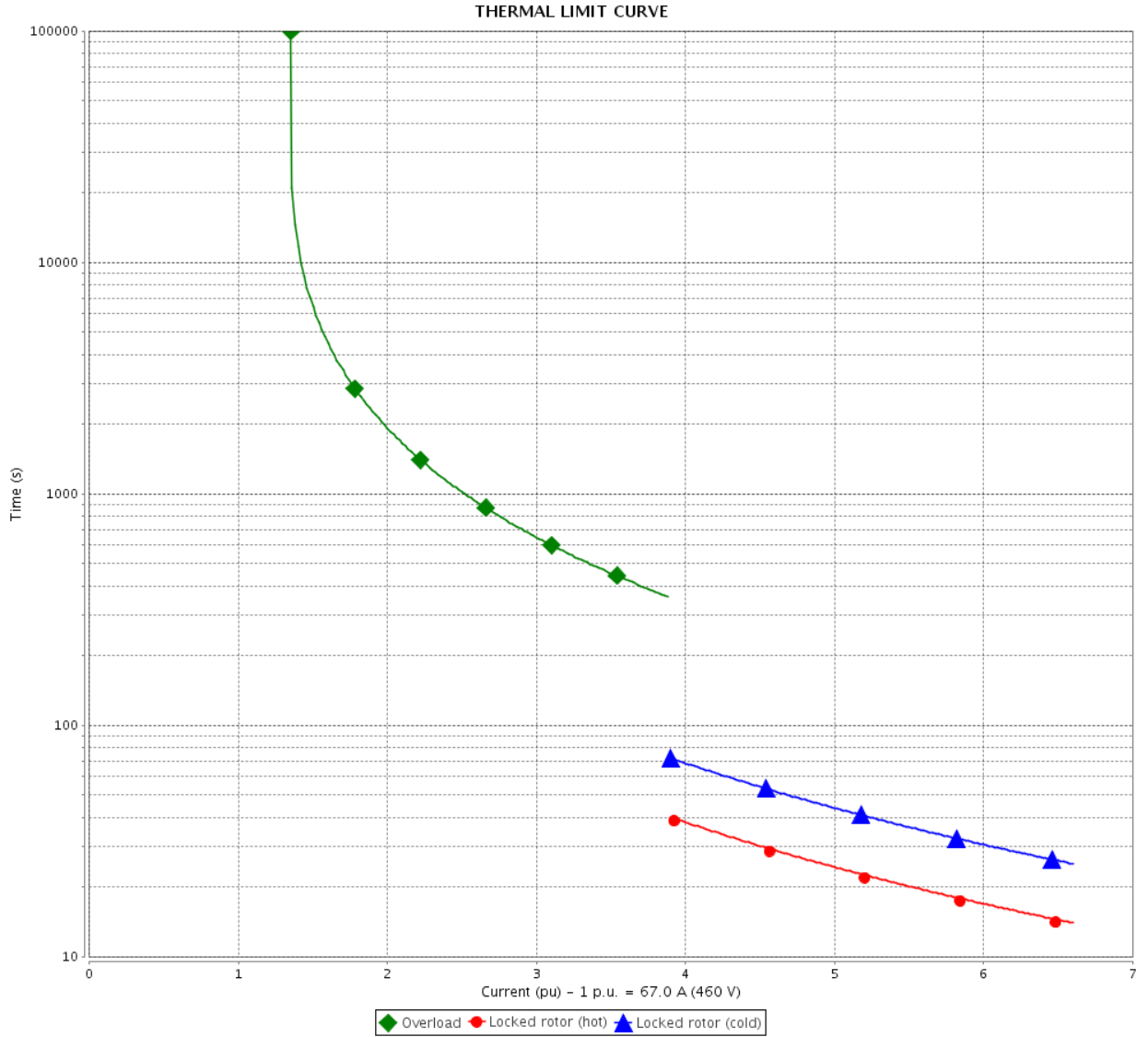
Rev.	Changes Summary	Performed	Checked	Date
Performed by				
Checked by			Page	Revision
Date	26/01/2022		16 / 36	

THERMAL LIMIT CURVE

Three Phase Induction Motor - Squirrel Cage



Customer : _____



Rev.	Changes Summary	Performed	Checked	Date
Performed by		Page		Revision
Checked by		17 / 36		
Date		26/01/2022		

THERMAL LIMIT CURVE

Three Phase Induction Motor - Squirrel Cage



Customer :

Product line : W22 NEMA Premium Efficiency
Three-Phase

Product code : 11165995

Catalog # : 06036ET3E364TS-W22

Performance : 380 V 50 Hz 2P IE3

Rated current	: 65.9 A	Moment of inertia (J)	: 0.4485 kgm ²
LRC	: 6.3	Duty cycle	: Cont.(S1)
Rated torque	: 12.3 kgfm	Insulation class	: F
Locked rotor torque	: 190 %	Service factor	: 1.00
Breakdown torque	: 250 %	Temperature rise	: 80 K
Rated speed	: 2955 rpm	Design	: B

Heating constant

Cooling constant

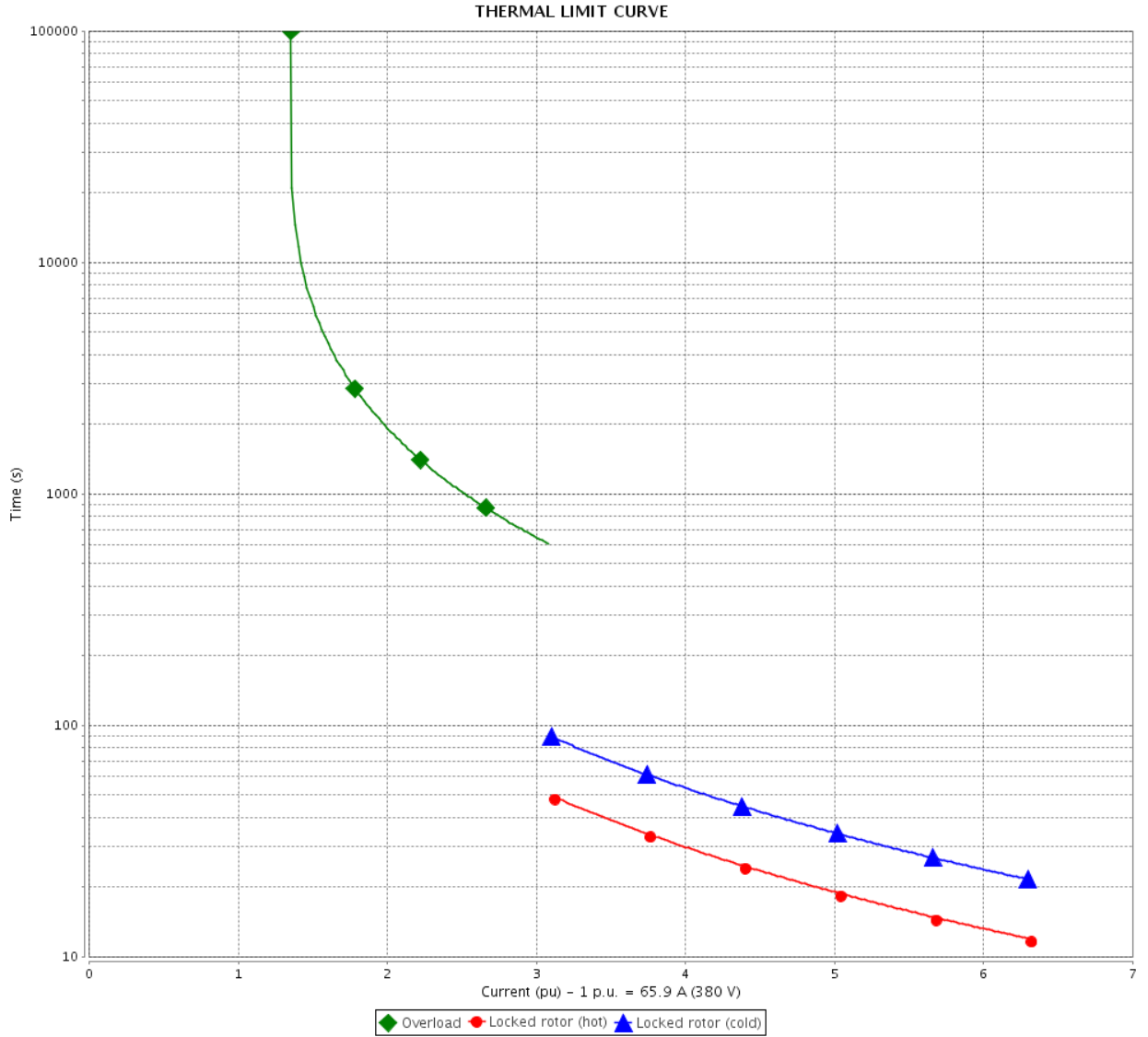
Rev.	Changes Summary	Performed	Checked	Date
Performed by				
Checked by			Page	Revision
Date	26/01/2022		18 / 36	

THERMAL LIMIT CURVE

Three Phase Induction Motor - Squirrel Cage



Customer : _____



Rev.	Changes Summary	Performed	Checked	Date
Performed by		Page Revision 19 / 36		
Checked by				
Date				

THERMAL LIMIT CURVE



Three Phase Induction Motor - Squirrel Cage

Customer :

Product line : W22 NEMA Premium Efficiency
Three-Phase

Product code : 11165995

Catalog # : 06036ET3E364TS-W22

Performance : 400 V 50 Hz 2P IE3

Rated current	: 63.3 A	Moment of inertia (J)	: 0.4485 kgm ²
LRC	: 7.0	Duty cycle	: Cont.(S1)
Rated torque	: 12.3 kgfm	Insulation class	: F
Locked rotor torque	: 220 %	Service factor	: 1.00
Breakdown torque	: 280 %	Temperature rise	: 80 K
Rated speed	: 2960 rpm	Design	: B


Heating constant

Cooling constant

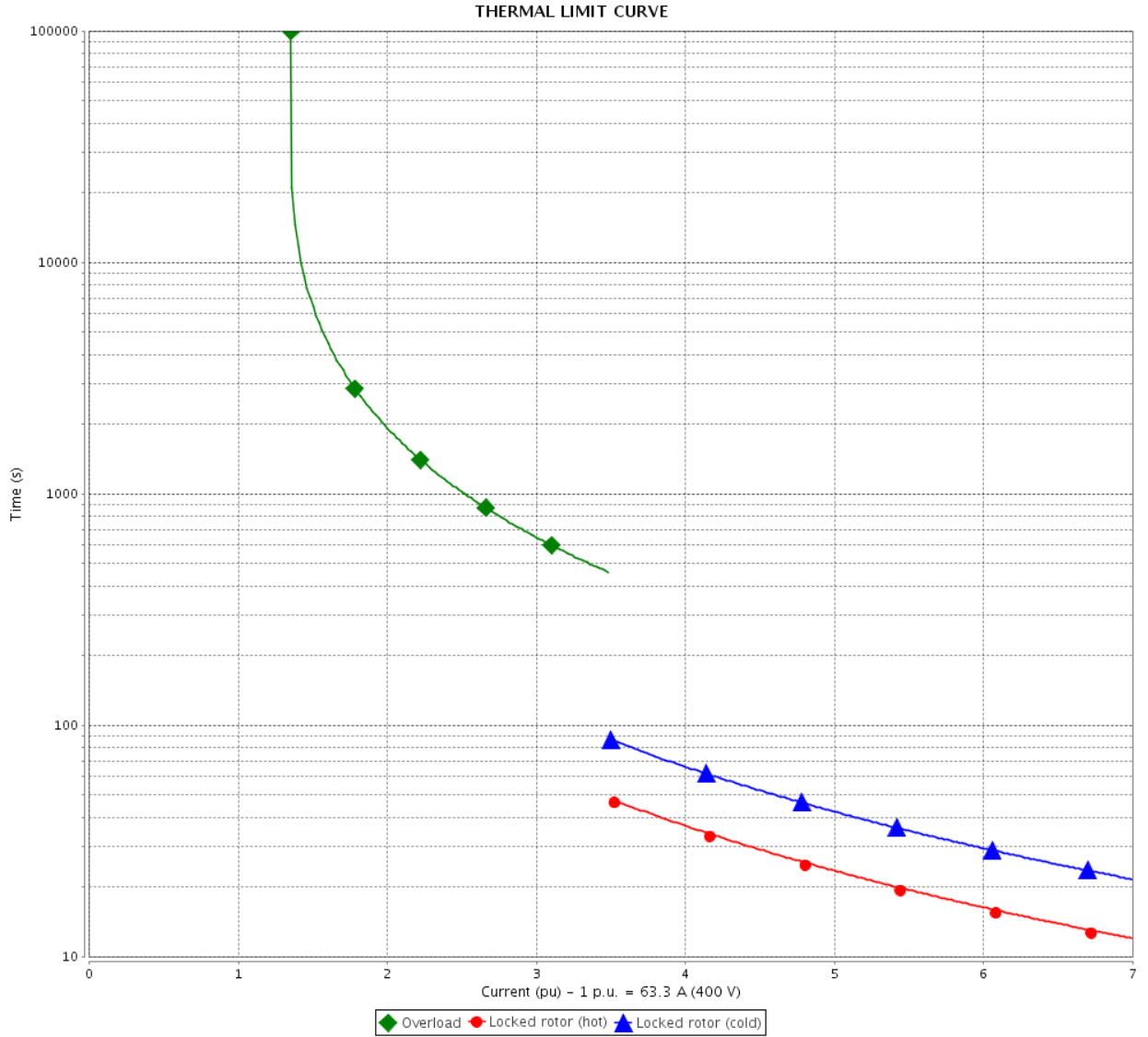
Rev.	Changes Summary	Performed	Checked	Date
Performed by				
Checked by			Page	Revision
Date	26/01/2022		20 / 36	

THERMAL LIMIT CURVE

Three Phase Induction Motor - Squirrel Cage



Customer : _____



Rev.	Changes Summary	Performed	Checked	Date
Performed by		Page 21 / 36		Revision
Checked by				
Date				

THERMAL LIMIT CURVE

Three Phase Induction Motor - Squirrel Cage



Customer :

Product line : W22 NEMA Premium Efficiency
Three-Phase

Product code : 11165995

Catalog # : 06036ET3E364TS-W22

Performance : 415 V 50 Hz 2P IE3

Rated current : 61.7 A
LRC : 7.4
Rated torque : 12.2 kgfm
Locked rotor torque : 229 %
Breakdown torque : 300 %
Rated speed : 2965 rpm

Moment of inertia (J) : 0.4485 kgm²
Duty cycle : Cont.(S1)
Insulation class : F
Service factor : 1.00
Temperature rise : 80 K
Design : B

Heating constant

Cooling constant

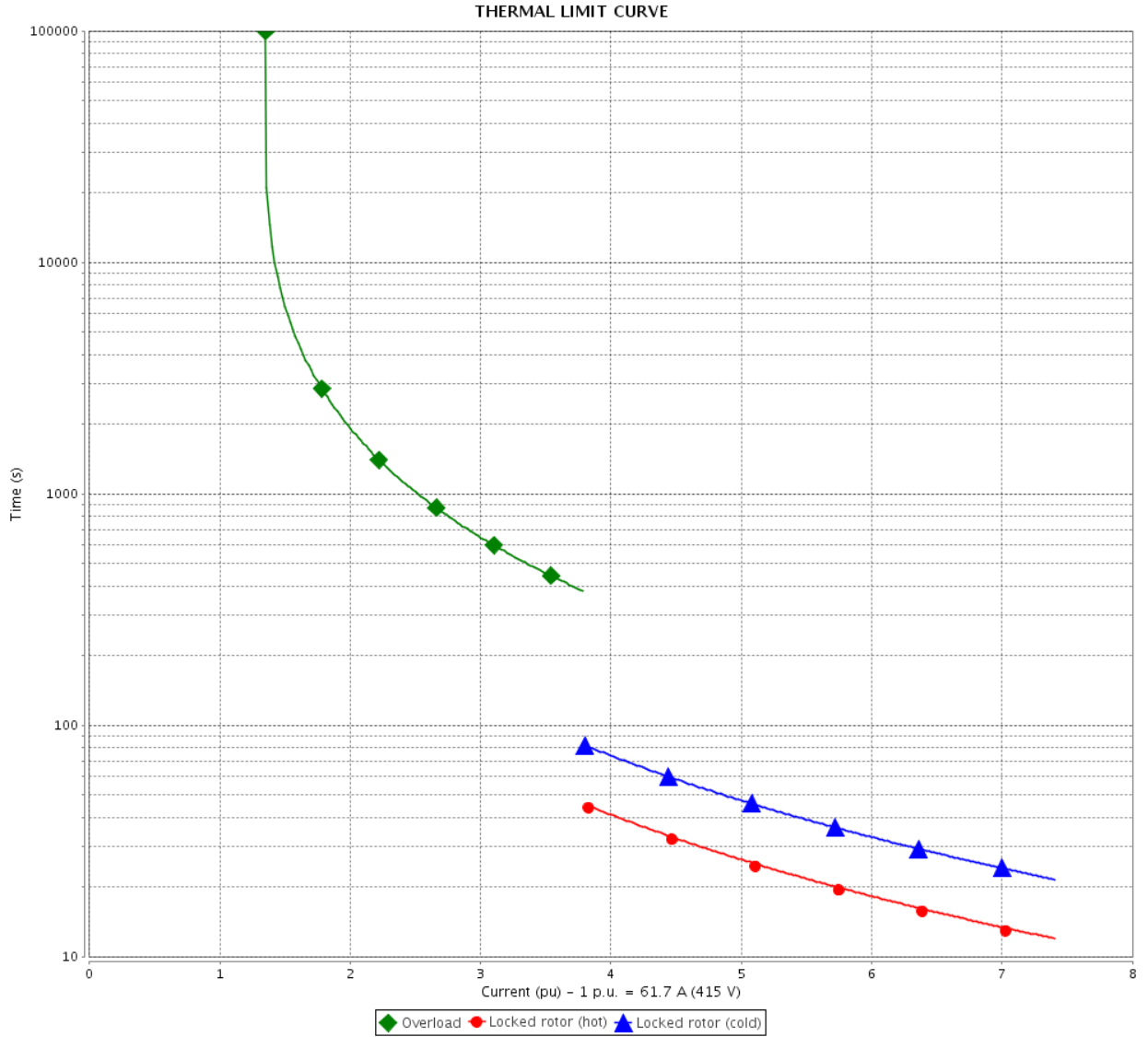
Rev.	Changes Summary	Performed	Checked	Date
Performed by				
Checked by			Page	Revision
Date	26/01/2022		22 / 36	

THERMAL LIMIT CURVE

Three Phase Induction Motor - Squirrel Cage



Customer : _____



Rev.	Changes Summary	Performed	Checked	Date
Performed by		Page		Revision
Checked by		23 / 36		
Date		26/01/2022		

THERMAL LIMIT CURVE



Three Phase Induction Motor - Squirrel Cage

Customer :

Product line : W22 NEMA Premium Efficiency
Three-Phase

Product code : 11165995

Catalog # : 06036ET3E364TS-W22

Performance : 380 V 50 Hz 2P IE1

Rated current	: 81.3 A	Moment of inertia (J)	: 0.4485 kgm ²
LRC	: 5.2	Duty cycle	: Cont.(S1)
Rated torque	: 14.8 kgfm	Insulation class	: F
Locked rotor torque	: 160 %	Service factor	: 1.00
Breakdown torque	: 210 %	Temperature rise	: 105 K
Rated speed	: 2945 rpm	Design	: B

Heating constant

Cooling constant

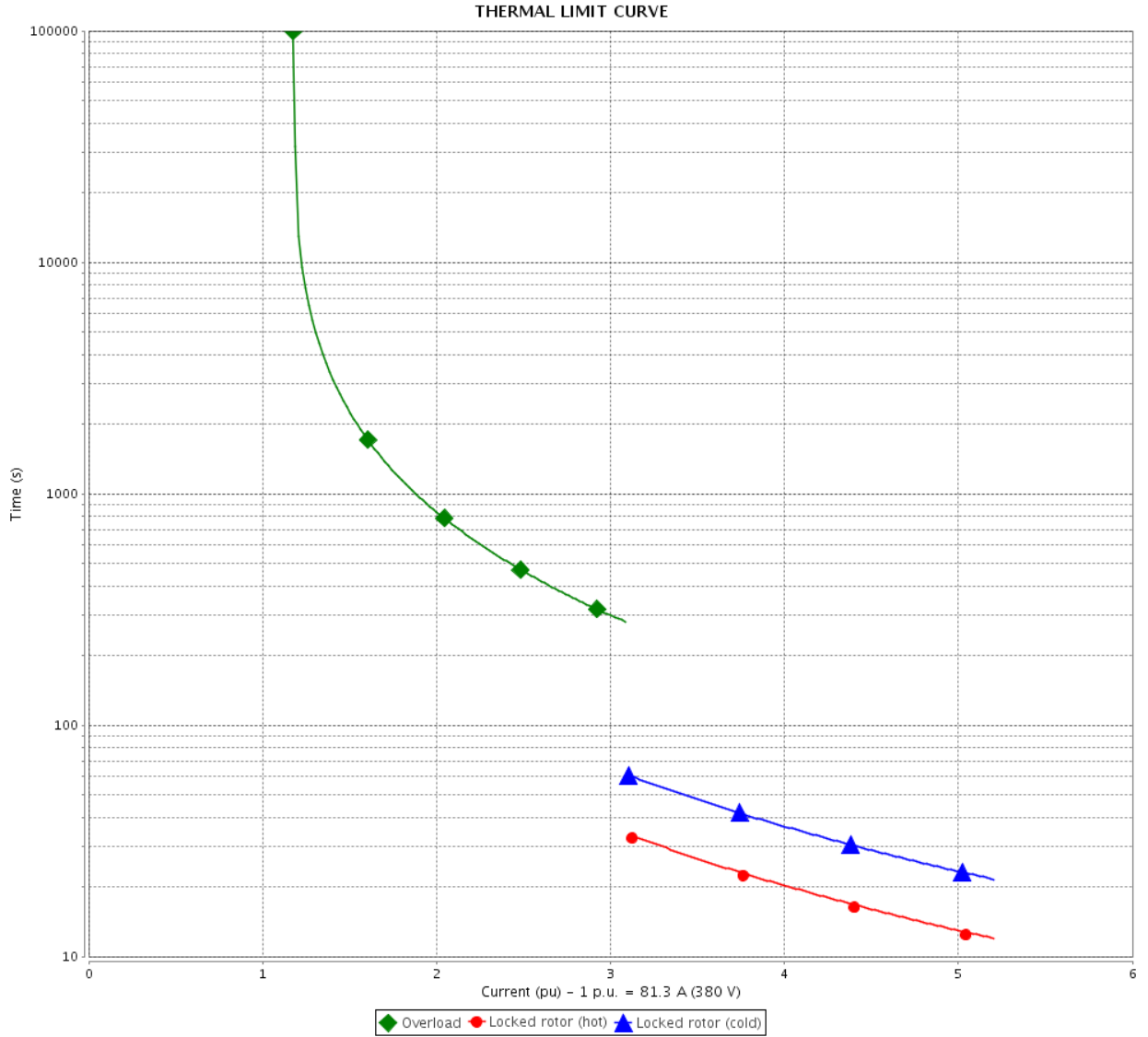
Rev.	Changes Summary	Performed	Checked	Date
Performed by				
Checked by			Page	Revision
Date	26/01/2022		24 / 36	

THERMAL LIMIT CURVE

Three Phase Induction Motor - Squirrel Cage



Customer : _____



Rev.	Changes Summary	Performed	Checked	Date
Performed by		Page 25 / 36		Revision
Checked by				
Date				

THERMAL LIMIT CURVE

Three Phase Induction Motor - Squirrel Cage



Customer :

Product line : W22 NEMA Premium Efficiency
Three-Phase

Product code : 11165995

Catalog # : 06036ET3E364TS-W22

Performance : 400 V 50 Hz 2P IE2

Rated current	: 77.6 A	Moment of inertia (J)	: 0.4485 kgm ²
LRC	: 5.8	Duty cycle	: Cont.(S1)
Rated torque	: 14.8 kgfm	Insulation class	: F
Locked rotor torque	: 180 %	Service factor	: 1.00
Breakdown torque	: 229 %	Temperature rise	: 105 K
Rated speed	: 2950 rpm	Design	: B

Heating constant

Cooling constant

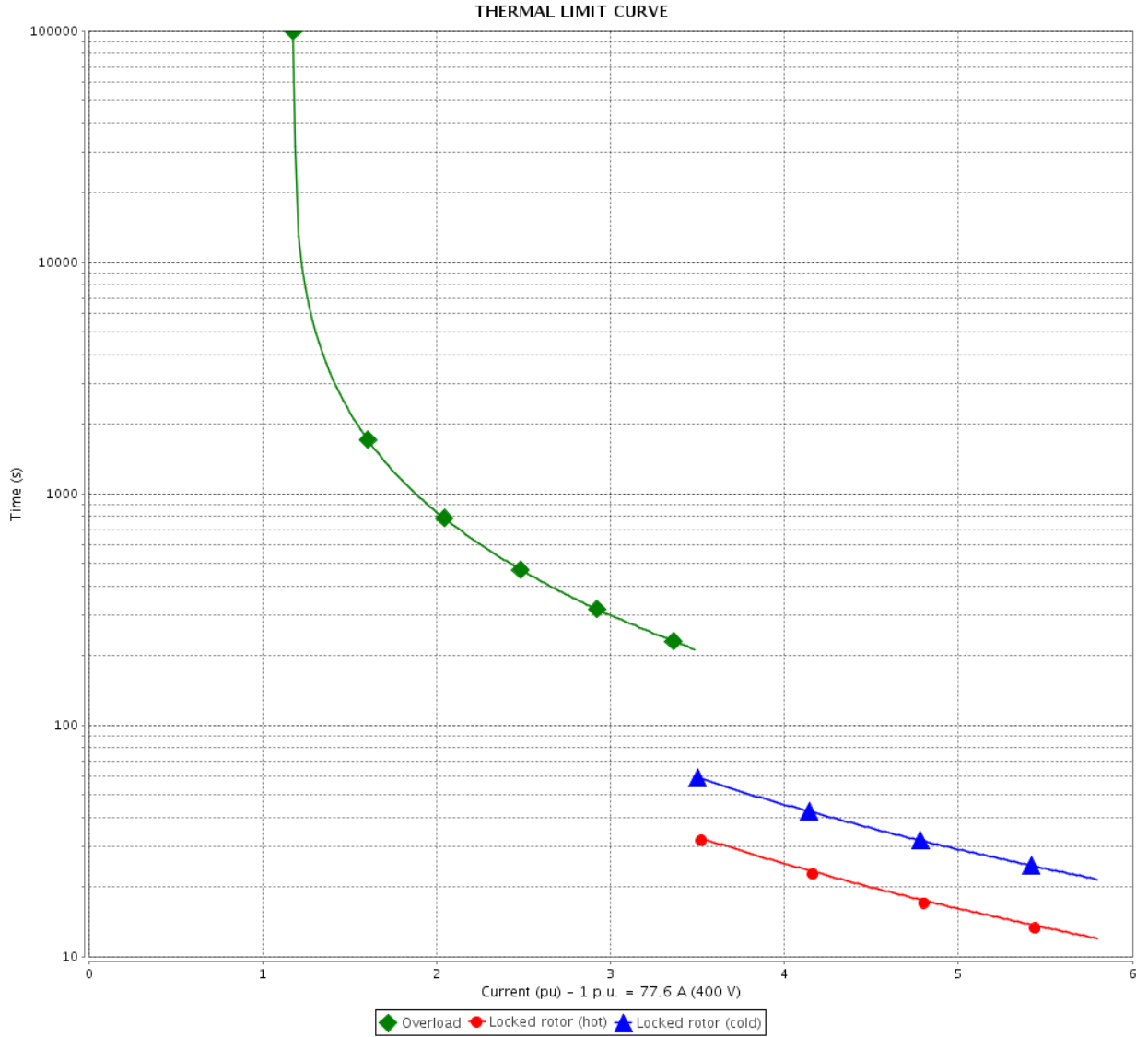
Rev.	Changes Summary	Performed	Checked	Date
Performed by				
Checked by			Page	Revision
Date	26/01/2022		26 / 36	

THERMAL LIMIT CURVE

Three Phase Induction Motor - Squirrel Cage



Customer : _____



Rev.	Changes Summary	Performed	Checked	Date
Performed by				
Checked by				
Date				
			Page	Revision
			27 / 36	

THERMAL LIMIT CURVE



Three Phase Induction Motor - Squirrel Cage

Customer :

Product line : W22 NEMA Premium Efficiency
Three-Phase

Product code : 11165995

Catalog # : 06036ET3E364TS-W22

Performance : 415 V 50 Hz 2P IE2

Rated current	: 74.8 A	Moment of inertia (J)	: 0.4485 kgm ²
LRC	: 6.2	Duty cycle	: Cont.(S1)
Rated torque	: 14.7 kgfm	Insulation class	: F
Locked rotor torque	: 190 %	Service factor	: 1.00
Breakdown torque	: 250 %	Temperature rise	: 105 K
Rated speed	: 2955 rpm	Design	: B

Heating constant

Cooling constant

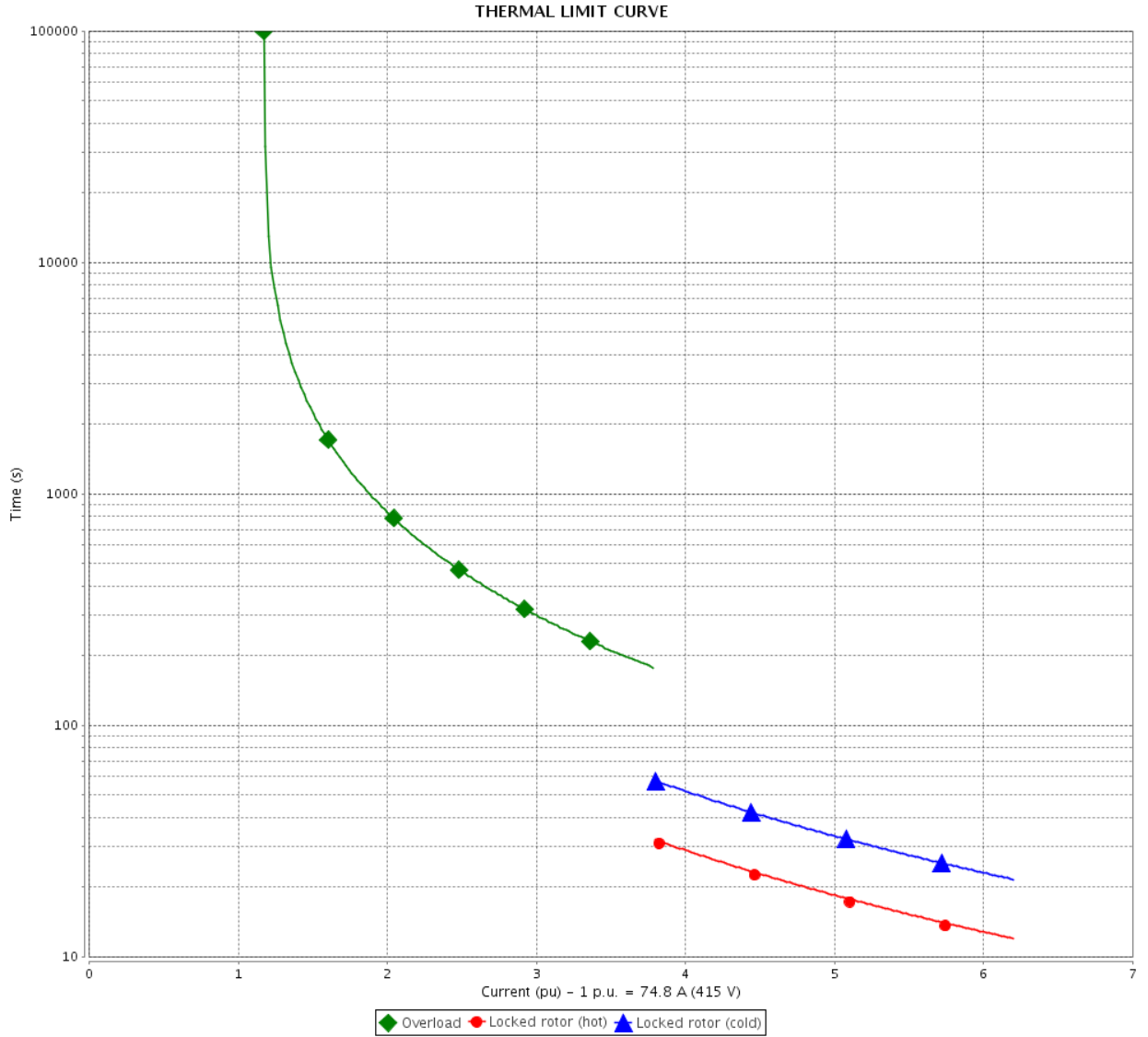
Rev.	Changes Summary	Performed	Checked	Date
Performed by				
Checked by			Page	Revision
Date	26/01/2022		28 / 36	

THERMAL LIMIT CURVE

Three Phase Induction Motor - Squirrel Cage



Customer : _____



Rev.	Changes Summary	Performed	Checked	Date
Performed by		Page 29 / 36		Revision
Checked by				
Date				

VFD OPERATION CURVE

Three Phase Induction Motor - Squirrel Cage

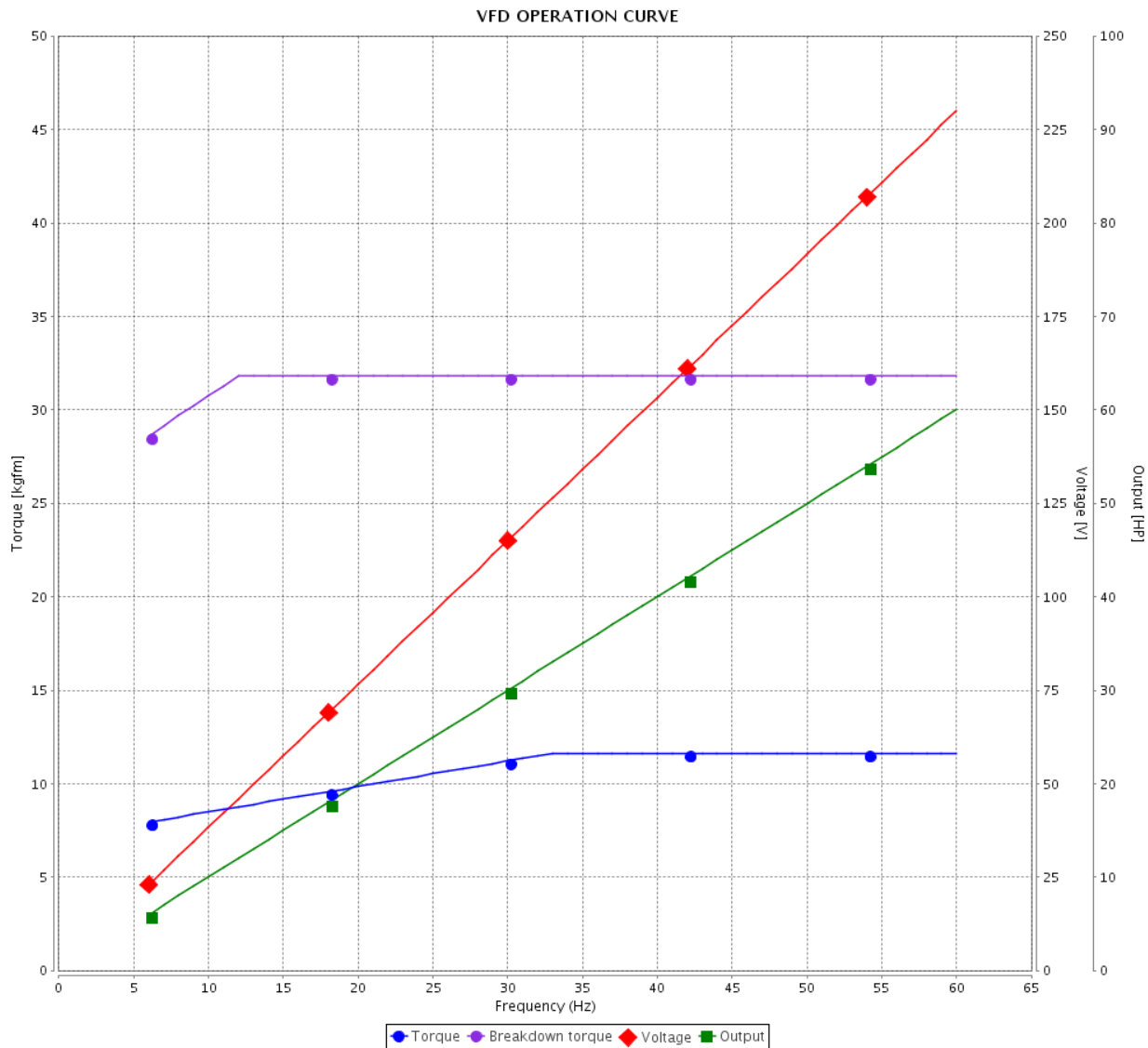


Customer :

Product line : W22 NEMA Premium Efficiency
Three-Phase

Product code : 11165995

Catalog # : 06036ET3E364TS-W22



Performance : 230/460 V 60 Hz 2P

Rated current : 134/67.0 A
LRC : 6.6
Rated torque : 12.2 kgfm
Locked rotor torque : 200 %
Breakdown torque : 260 %
Rated speed : 3560 rpm

Moment of inertia (J) : 0.4485 kgm²
Duty cycle : Cont.(S1)
Insulation class : F
Service factor : 1.25
Temperature rise : 80 K
Design : B

Rev.	Changes Summary	Performed	Checked	Date
Performed by			Page 30 / 36	Revision
Checked by				
Date	26/01/2022			

VFD OPERATION CURVE

Three Phase Induction Motor - Squirrel Cage

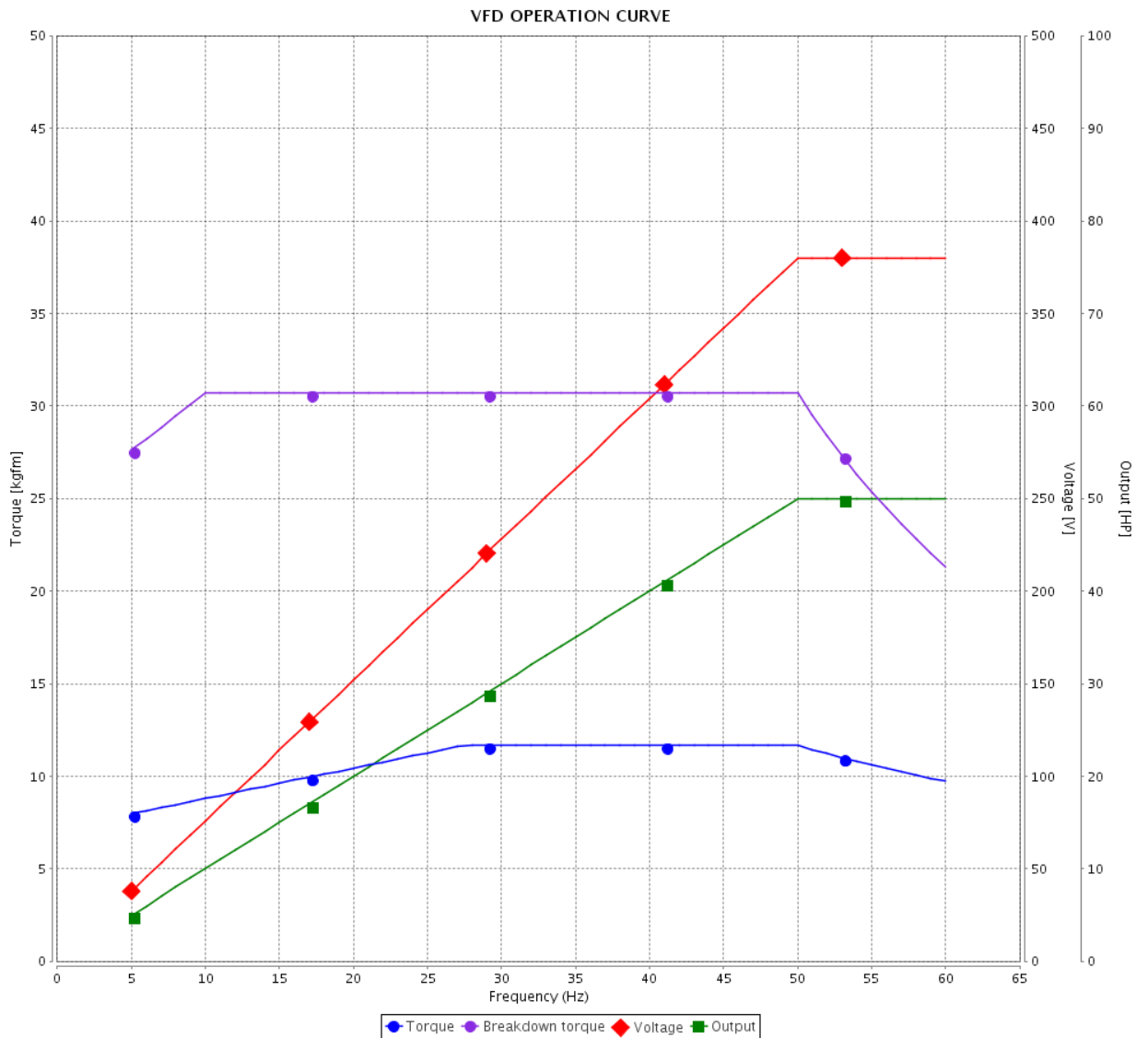


Customer :

Product line : W22 NEMA Premium Efficiency
Three-Phase

Product code : 11165995

Catalog # : 06036ET3E364TS-W22



Performance : 380 V 50 Hz 2P IE3

Rated current : 65.9 A
LRC : 6.3
Rated torque : 12.3 kgfm
Locked rotor torque : 190 %
Breakdown torque : 250 %
Rated speed : 2955 rpm

Moment of inertia (J) : 0.4485 kgm²
Duty cycle : Cont.(S1)
Insulation class : F
Service factor : 1.00
Temperature rise : 80 K
Design : B

Rev.	Changes Summary	Performed	Checked	Date
Performed by		Page		Revision
Checked by		31 / 36		
Date		26/01/2022		

VFD OPERATION CURVE

Three Phase Induction Motor - Squirrel Cage

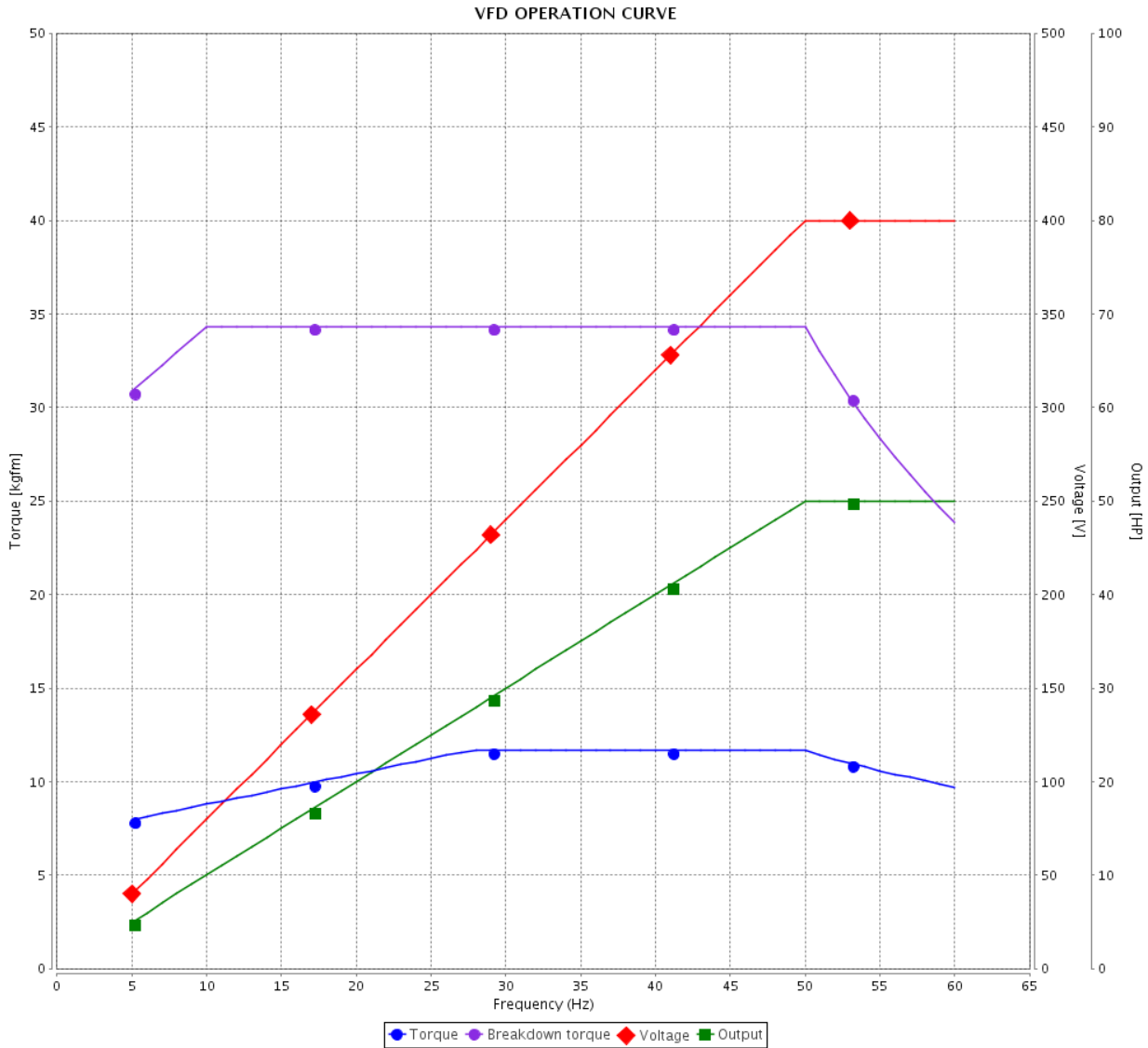


Customer :

Product line : W22 NEMA Premium Efficiency Three-Phase

Product code : 11165995

Catalog # : 06036ET3E364TS-W22



Performance : 400 V 50 Hz 2P IE3

Rated current : 63.3 A
 LRC : 7.0
 Rated torque : 12.3 kgfm
 Locked rotor torque : 220 %
 Breakdown torque : 280 %
 Rated speed : 2960 rpm

Moment of inertia (J) : 0.4485 kgm²
 Duty cycle : Cont.(S1)
 Insulation class : F
 Service factor : 1.00
 Temperature rise : 80 K
 Design : B

Rev.	Changes Summary	Performed	Checked	Date
Performed by			Page 32 / 36	Revision
Checked by				
Date	26/01/2022			

VFD OPERATION CURVE

Three Phase Induction Motor - Squirrel Cage

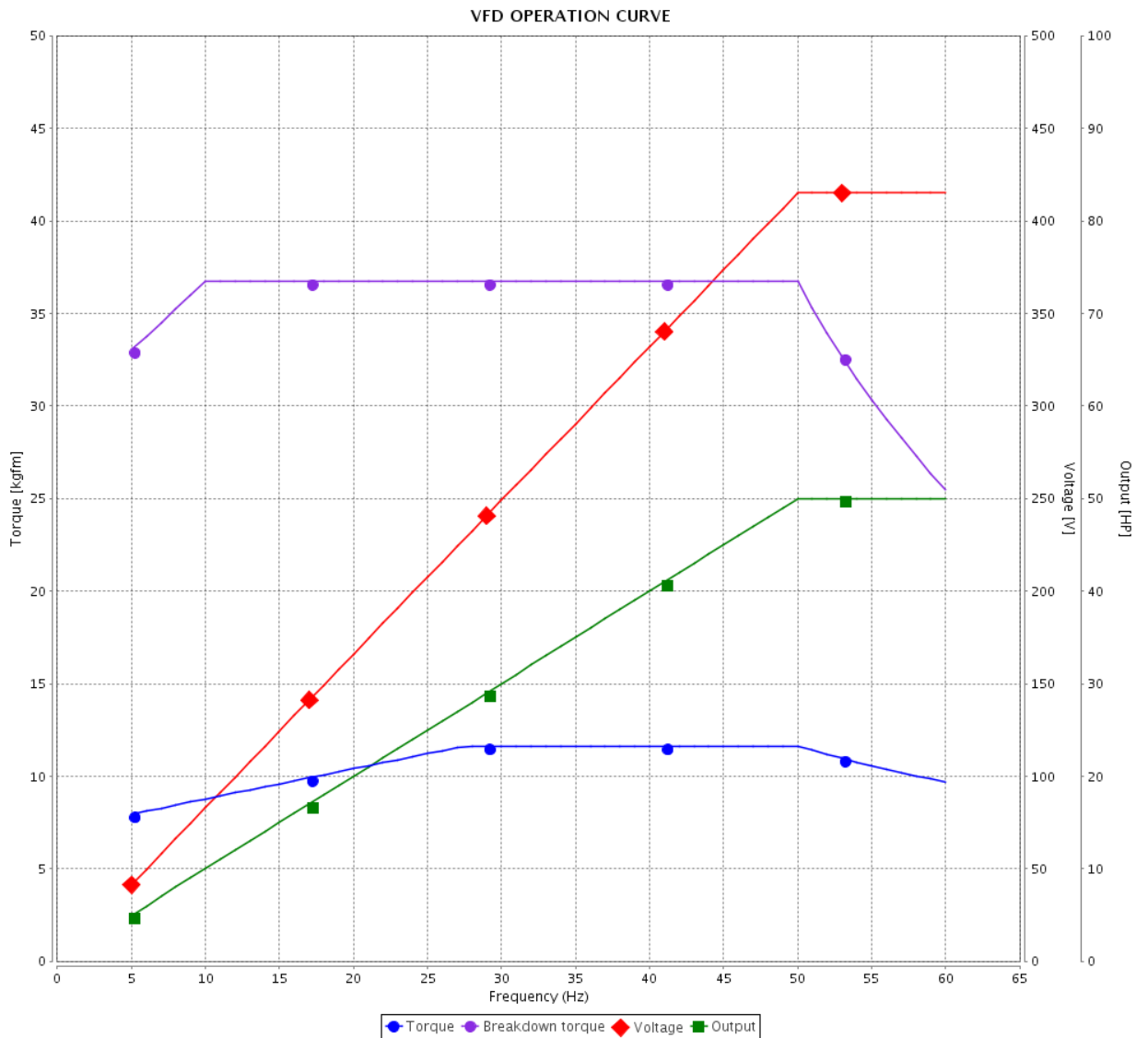


Customer : _____

Product line : W22 NEMA Premium Efficiency
Three-Phase

Product code : 11165995

Catalog # : 06036ET3E364TS-W22



Performance : 415 V 50 Hz 2P IE3

Rated current : 61.7 A
LRC : 7.4
Rated torque : 12.2 kgfm
Locked rotor torque : 229 %
Breakdown torque : 300 %
Rated speed : 2965 rpm

Moment of inertia (J) : 0.4485 kgm²
Duty cycle : Cont.(S1)
Insulation class : F
Service factor : 1.00
Temperature rise : 80 K
Design : B

Rev.	Changes Summary	Performed	Checked	Date
Performed by			Page	Revision
Checked by				
Date				

VFD OPERATION CURVE

Three Phase Induction Motor - Squirrel Cage

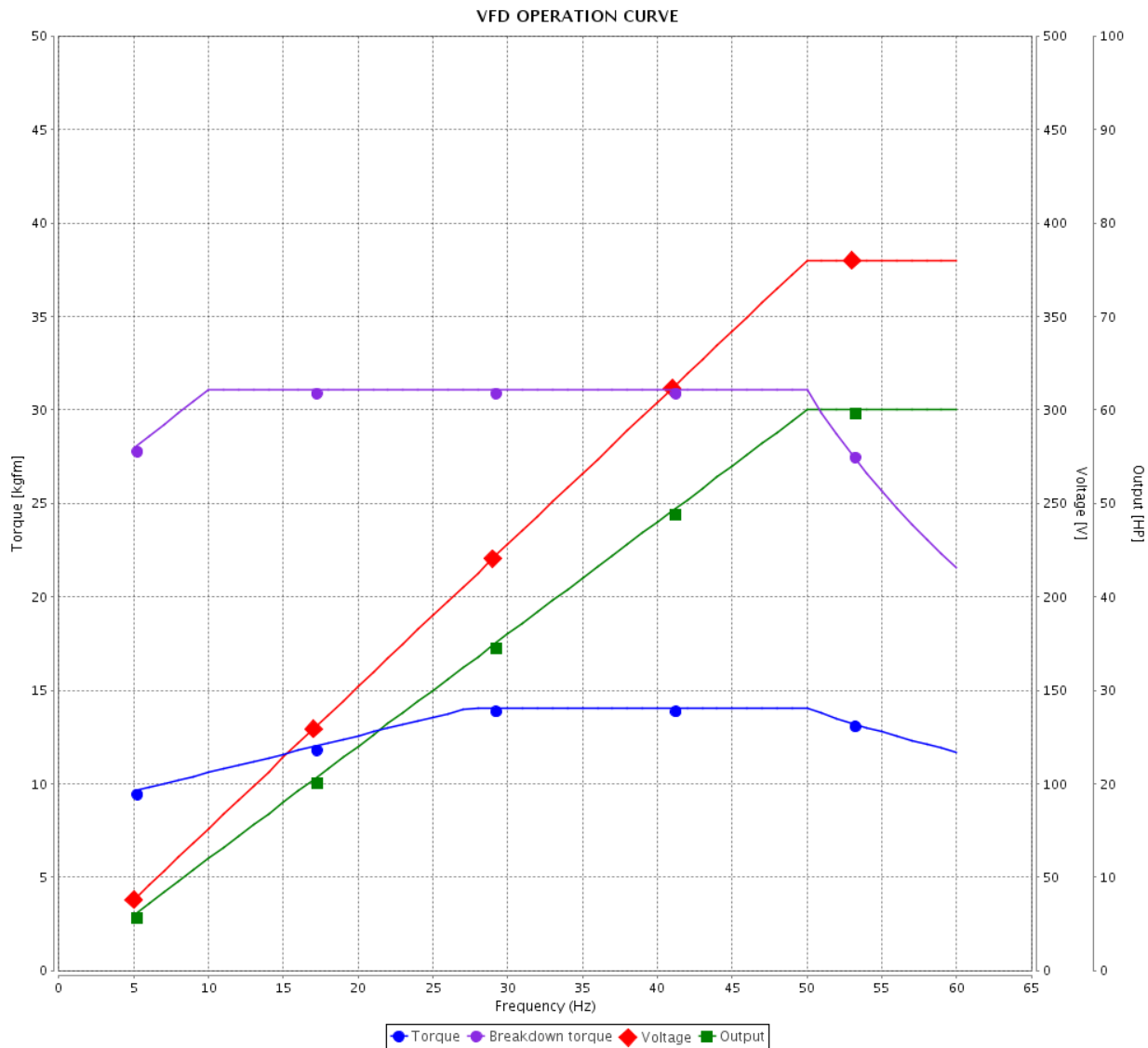


Customer :

Product line : W22 NEMA Premium Efficiency
Three-Phase

Product code : 11165995

Catalog # : 06036ET3E364TS-W22



Performance : 380 V 50 Hz 2P IE1

Rated current : 81.3 A
LRC : 5.2
Rated torque : 14.8 kgfm
Locked rotor torque : 160 %
Breakdown torque : 210 %
Rated speed : 2945 rpm

Moment of inertia (J) : 0.4485 kgm²
Duty cycle : Cont.(S1)
Insulation class : F
Service factor : 1.00
Temperature rise : 105 K
Design : B

Rev.	Changes Summary	Performed	Checked	Date
Performed by			Page 34 / 36	Revision
Checked by				
Date	26/01/2022			

VFD OPERATION CURVE

Three Phase Induction Motor - Squirrel Cage

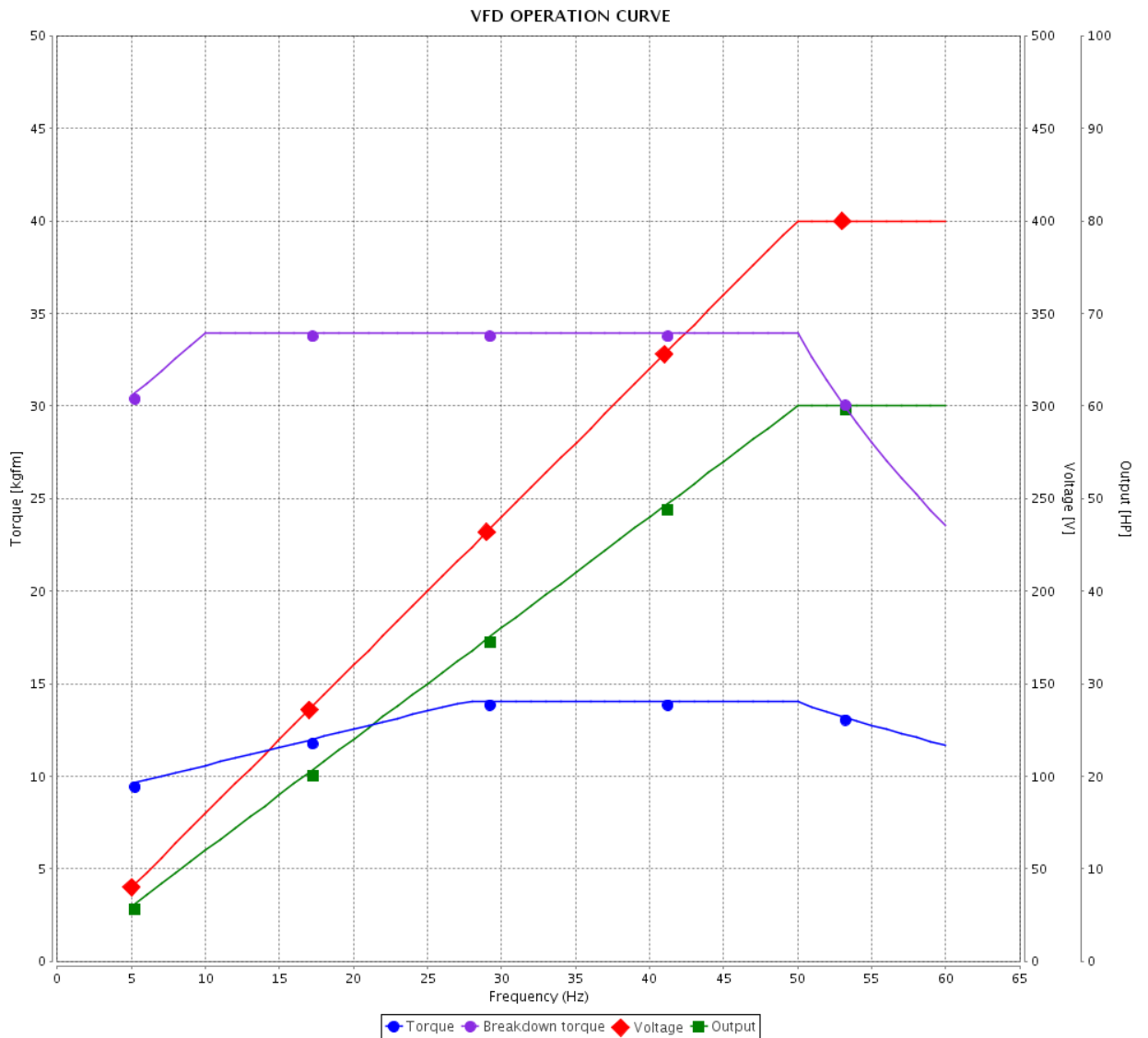


Customer : _____

Product line : W22 NEMA Premium Efficiency
Three-Phase

Product code : 11165995

Catalog # : 06036ET3E364TS-W22



Performance : 400 V 50 Hz 2P IE2


Rated current : 77.6 A
 LRC : 5.8
 Rated torque : 14.8 kgfm
 Locked rotor torque : 180 %
 Breakdown torque : 229 %
 Rated speed : 2950 rpm

Moment of inertia (J) : 0.4485 kgm²
 Duty cycle : Cont.(S1)
 Insulation class : F
 Service factor : 1.00
 Temperature rise : 105 K
 Design : B

Rev.	Changes Summary	Performed	Checked	Date
Performed by			Page	Revision
Checked by				
Date				

VFD OPERATION CURVE

Three Phase Induction Motor - Squirrel Cage

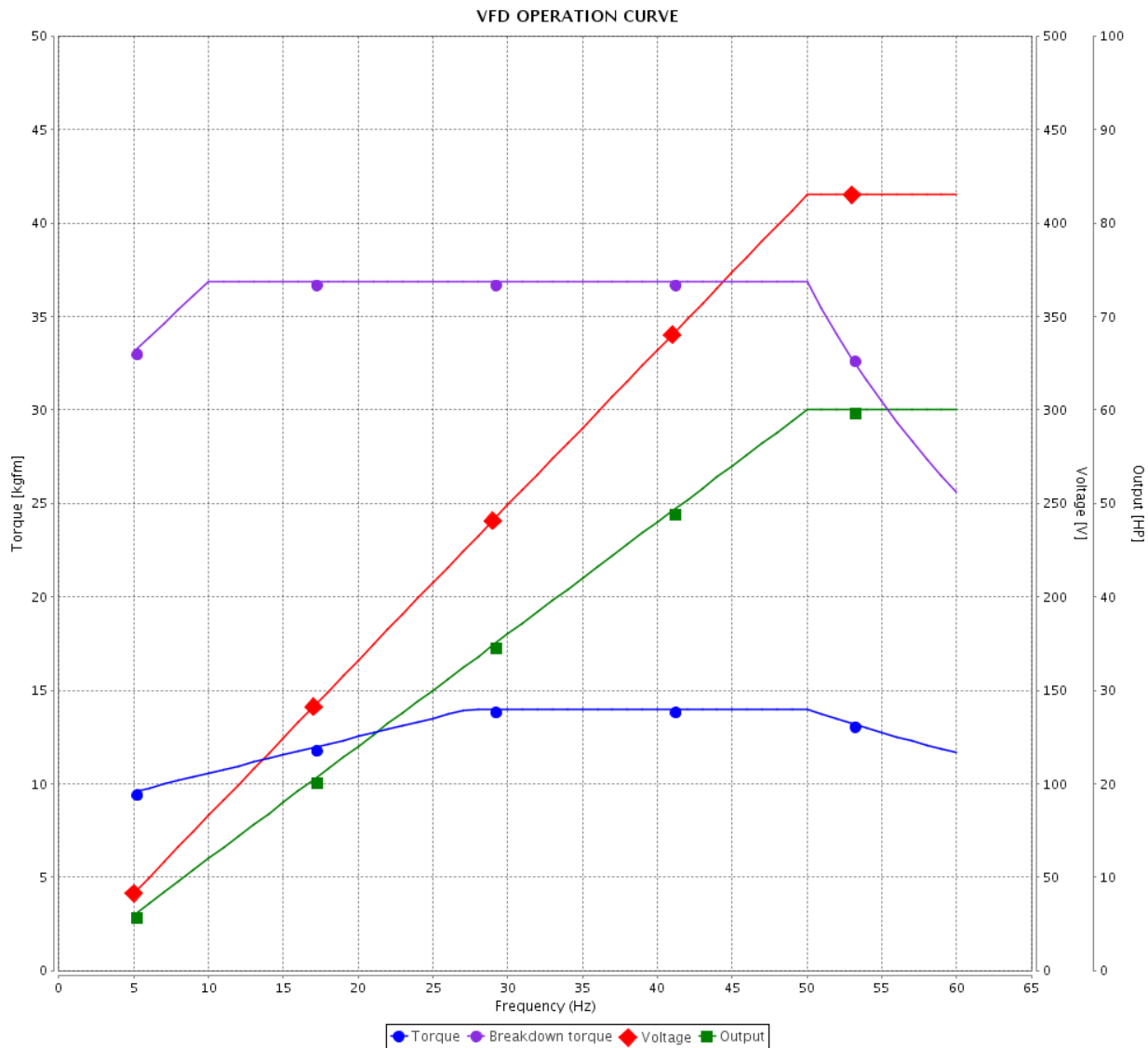


Customer : _____

Product line : W22 NEMA Premium Efficiency
Three-Phase

Product code : 11165995

Catalog # : 06036ET3E364TS-W22



Performance : 415 V 50 Hz 2P IE2

Rated current : 74.8 A
LRC : 6.2
Rated torque : 14.7 kgfm
Locked rotor torque : 190 %
Breakdown torque : 250 %
Rated speed : 2955 rpm

Moment of inertia (J) : 0.4485 kgm²
Duty cycle : Cont.(S1)
Insulation class : F
Service factor : 1.00
Temperature rise : 105 K
Design : B

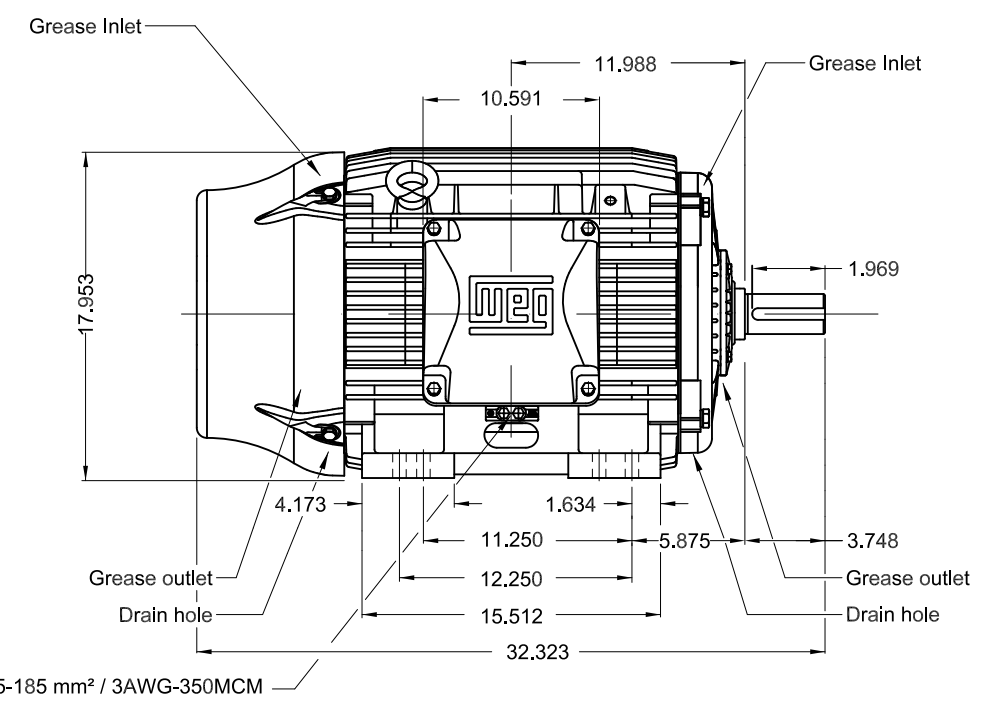
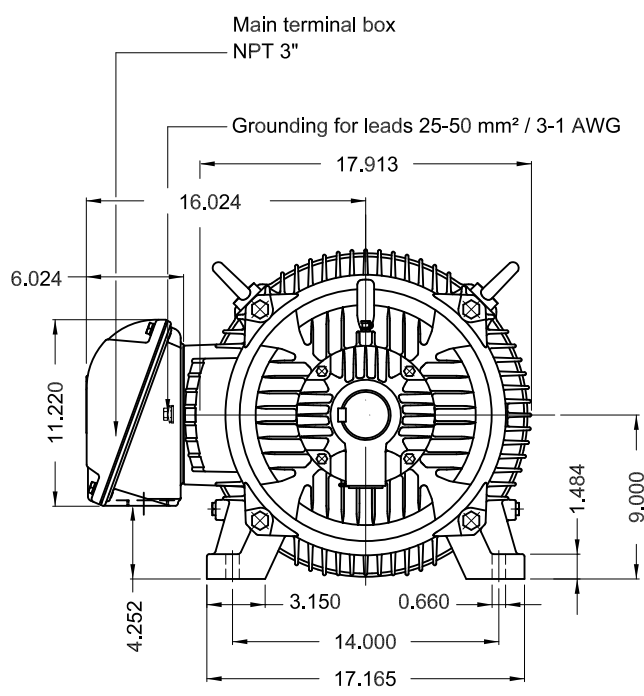
Rev.	Changes Summary	Performed	Checked	Date
Performed by			Page 36 / 36	Revision
Checked by				
Date	26/01/2022			

1 2 3 4 5 6

A

B

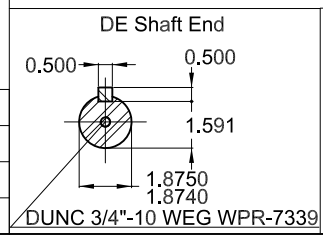
C



D

E

Without vertical jackscrews
 Color RAL 5009
 Painting plan 203A
 Mounting B3R(D)



60 HP 02 Poles 60 Hz A

ECM	LOC	SUMMARY OF MODIFICATIONS	EXECUTED	CHECKED	RELEASED	DATE	VER
EXECUTED	PIRWBUSER	THREE PH. MOTOR W22 PREM. EFF.					
CHECKED		FRAME 364/5TS IP55 TEFC					
RELEASED							
REL DT.	WMO	Jaragua do Sul	Product Engineering	SHEET	1 / 1		

PREVIEW
 WDD





FOR SAFE AREA
Mod.TE1BFOXON
CC029A



For use on 60Hz
Class I, Div 2, Gr A, B, C and D - T3
Class I, Zone 2, IIC - T3
Class II, Div 2, Gr F and G - T4
For use on PWM: Gr. A, B, C, D and F,
VT 1000:1, CT 20:1, 1.00SF - T3A

MODEL 06036ET3E364TS-W22

Inverter Duty Motor
Severe Duty

PH3 60Hz Fr. 364/5TS 1000m.a.s.l. IP55 TEFC 854lb

V 230/460

A 134/67.0

HP 60

kW 45

SF 1.25

SFA 168/83.8

RPM 3560

PF 0.90

AMB 40°C

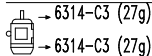
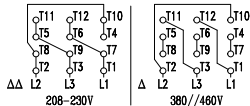
INS cl. F DT80K NEMA NOM EFF 93.6%

DUTY CONT.


DES B Code G

USABLE @208V 148A SF 1.10 SFA 163

60HP 45kW 50Hz 380V 81.3A 2945RPM SF 1.00 EFF 92.4% (IE1)



MOBIL POLYREX EM (4000h)



MADE IN BRAZIL
11165995