



UK431Y

- 1 Contact
- Metal enclosure
- 1 Cable entry M 20 x 1.5
- 62 mm x 58 mm x 50 mm (basic component)
- Actuator heads can be repositioned by 4 x 90°
- Switching points and contact function adjustable

Data

Ordering data

Product type description	UK 431Y
Article number (order number)	101055015
EAN (European Article Number)	4030661002989
eCl@ss number, Version 9.0	27-27-06-01

Certifications

Certificates	EAC
--------------	-----

General data

Product name	U 431 offset roller lever K
Standards	EN 60947-5-1
Active principle	mechanical
Slide form	Castor
Enclosure material	Light alloy die-casting
Enclosure coating material	painted
Material of the contacts, electrical	Silver
Roller material	Plastic
Gross weight	260.000 g

General data - Features

Number of openers	1
-------------------	---

Mechanical data

Actuating element	Offset roller lever
Mechanical life, minimum	10,000,000 Operations
Actuating angle, from left of switch axis	45 °
Actuating angle, from right of switch axis	30 °
Contact opening	2 x 1.5 mm
Actuating speed, minimum	1 mm/min
Actuating speed, maximum	0.5 m/s
Note (Actuating speed)	Actuating speed with vertical actuating angle to switch axis

Mechanical data - Connection technique

Terminal Connector	Screw connection
Cable section, minimum	1.5 mm ²
Cable section, maximum	2.5 mm ²
Note (Cable section)	All indications about the cable section are including the conductor ferrules.
Wire cross-section	13 AWG

Mechanical data - Dimensions

Height of sensor	96 mm
Length of sensor	50 mm
Width of sensor	62 mm
Width of Castor	8.5 mm
Diameter of Castor	20 mm

Ambient conditions

Protection class	IP 65 to IEC/EN 60529
Ambient temperature, minimum	-20 °C
Ambient temperature, maximum	+60 °C

Electrical data

Thermal test current	16 A
Switching element	Opener (NC)
Switching principle	Creep circuit element

Notes

Note (General)	Type of contact and switching points can be factory set to order. Actuation from the right should be avoided, since this reduces the mechanical life of the position switch.
----------------	---

Ordering code

Product type description:

U(1) 431Y-(2)-(3)

(1)

S	Plunger S
K	Offset roller lever K
8H	Roller lever 8H
H	Roller lever H
3H	Roller lever 3H
7H	Roller lever 7H
4H	Spring rod lever on shaft 4H
9H	Rod lever 9H
10H	Rod lever 10H
2H	Leaf spring lever 2H
6H	Leaf spring lever 6H

(2)

without	1 NC contact
1S	1 NO contact

(3)

1272	Version for low temperatures to -30 °C
-------------	--

Pictures

Product picture (catalogue individual photo)



ID: ku43kf02

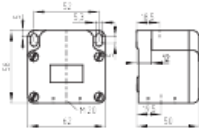
| 63,7 kB | .png | 73.731 x 91.369 mm - 209 x 259

Pixel - 72 dpi

| 313,2 kB | .jpg | 178.858 x 221.192 mm - 507 x 627

Pixel - 72 dpi

Dimensional drawing basic component



ID: 1u43-g01

| 26,1 kB | .cdr |

| 64,7 kB | .jpg | 352.778 x 247.297 mm - 1000 x 701

Pixel - 72 dpi

| 3,3 kB | .png | 74.083 x 51.858 mm - 210 x 147 Pixel
- 72 dpi

Switch travel diagram

ID: ku43-s02



| 53,5 kB | .jpg | 352.778 x 182.739 mm - 1000 x 518

Pixel - 72 dpi

| 1,1 kB | .png | 74.083 x 52.564 mm - 210 x 149 Pixel
- 72 dpi

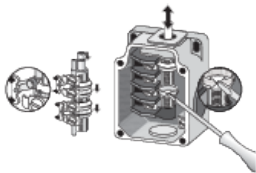
Diagram



ID: k1o1sk03

| 27,2 kB | .cdr |

Operating principle



ID: ku432a01

| 19,8 kB | .png | 74.083 x 49.742 mm - 210 x 141

Pixel - 72 dpi

| 203,1 kB | .cdr |

| 157,4 kB | .jpg | 352.778 x 236.361 mm - 1000 x 670
Pixel - 72 dpi

Operating principle



ID: 235rz03

| 131,9 kB | .jpg | 352.778 x 773.642 mm - 1000 x
2193 Pixel - 72 dpi

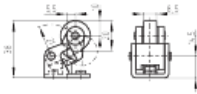
| 2,7 kB | .png | 74.083 x 162.278 mm - 210 x 460

Pixel - 72 dpi

| 15,5 kB | .cdr |



Dimensional drawing actuator



ID: 1u43kb01

| 64,7 kB | .jpg | 352.778 x 247.297 mm - 1000 x 701
Pixel - 72 dpi

| 3,5 kB | .png | 74.083 x 51.858 mm - 210 x 147 Pixel
- 72 dpi

K.A. Schmersal GmbH & Co. KG, Möddinghofe 3, D-42279 Wuppertal

The details and data referred to have been carefully checked. Images may diverge from original. Further technical data can be found in the manual. Technical amendments and errors possible.

Generated on 17.09.2020 18:50:49