

## Datasheet - SDG01.1044

Safety switch with separate actuator / SDG



- Metal enclosure
- 50 mm x 152 mm x 43 mm
- Long life
- Head positioned to the front

(Minor differences between the printed image and the original product may exist!)

### Ordering details

Product type description	SDG01.1044
Article number	101020910
EAN code	
eCl@ss	27-27-26-02

### Approval

Approval



### Classification

Standards	EN ISO 13849-1
B <sub>10d</sub> Normally-closed contact (NC)	2.000.000
B <sub>10d</sub> Normally open contact (NO)	1.000.000
Mission time	20 Years
notice	$MTTF_d = \frac{B_{10d}}{0,1 \times n_{op}}$ $n_{op} = \frac{d_{op} \times h_{op} \times 3600 \text{ s/h}}{t_{cycle}}$

### Global Properties

Product name	SDG
--------------	-----

Standards	EN 60947-5-1, BG-GS-ET-15, EN 1088
Compliance with the Directives (Y/N) 	Yes
Materials	
- Material of the housings	Aluminium
- Material of the contacts	Silver
Housing coating	painted
Weight	400 g

### Mechanical data

---

Design of electrical connection	Screw connection
Cable section	
- Min. Cable section	0,5 mm <sup>2</sup>
- Max. Cable section	2.5 mm <sup>2</sup>
Mechanical life	1.000.000 operations
notice	All indications about the cable section are including the conductor ferrules.
higher Latching force (Y/N)	No
Positive break force	5 N for each NC contact fitted
positive break travel	11 mm

### Ambient conditions

---

Ambient temperature	
- Min. environmental temperature	-25 °C
- Max. environmental temperature	+70 °C
Protection class	IP67 to IEC/EN 60529

### Electrical data

---

Design of control element	Normally open contact (NO), Opener (NC)
Switching principle	Creep circuit element
Number of auxiliary contacts	2 piece
Number of safety contacts	1 piece
Rated impulse withstand voltage U <sub>imp</sub>	2.5 kV
Rated insulation voltage U <sub>i</sub>	400 V
Thermal test current I <sub>the</sub>	10 A
Utilisation category	AC-15: 230 V / 8 A DC-13: 24 V / 5 A
Max. fuse rating	10 A gG D-fuse

### ATEX

---

Explosion protection categories for gases	None
Explosion protected category for dusts	None

### Dimensions

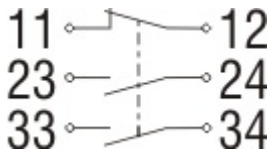
---

Dimensions of the sensor	
- Width of sensor	50 mm
- Height of sensor	152 mm
- Length of sensor	43 mm






### Included in delivery

Actuators must be ordered separately.

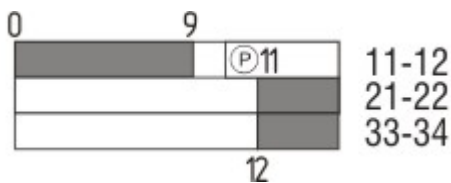
## Diagram








Note Diagram

-  positive break NC contact
-  active
-  no active
-  Normally-open contact
-  Normally-closed contact

## Switch travel diagram



Notes Switch travel diagram

-  Contact closed
  -  Contact open
  -  Setting range
  -  Break point
  -  Positive opening sequence/- angle
- VS** adjustable range of NO contact  
**VÖ** adjustable range of NC contact  
**N** after travel

## Ordering code

SDG(1)/(2)

(1)

1.0	Head positioned to the front
02	Head positiones to the left
3.0	Head positioned to the right
04	Head positioned to the rear

(2)

1103	2 Opener (NC) / 1 Normally open contact (NO) Creep circuit element
3330	3 Opener (NC) Creep circuit element
3440	3 Opener (NC) gradually Creep circuit element
1044	1 Opener (NC) / 2 Normally open contact (NO) Creep circuit element

## Documents

Datasheet (en) 337 kB, 01.07.2011

Code: g\_sdgp01

**Operating instructions and Declaration of conformity (it)** 821 kB, 09.09.2010

Code: mrl\_shg-scg-sdg\_it

**Operating instructions and Declaration of conformity (jp)** 632 kB, 05.07.2011

Code: mrl\_shg-scg-sdg\_jp

**Operating instructions and Declaration of conformity (fr)** 823 kB, 09.09.2010

Code: mrl\_shg-scg-sdg\_fr

**Operating instructions and Declaration of conformity (de)** 546 kB, 08.11.2010

Code: mrl\_shg-scg-sdg\_de

**Operating instructions and Declaration of conformity (nl)** 824 kB, 10.09.2010

Code: mrl\_shg-scg-sdg\_nl

**Operating instructions and Declaration of conformity (pl)** 325 kB, 17.03.2014

Code: mrl\_shg-scg-sdg\_pl

**Operating instructions and Declaration of conformity (da)** 286 kB, 15.10.2015

Code: mrl\_shg-scg-sdg\_da

**Operating instructions and Declaration of conformity (es)** 822 kB, 10.09.2010

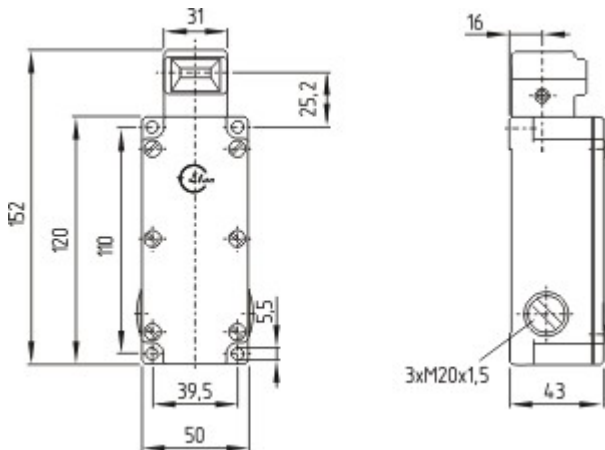
Code: mrl\_shg-scg-sdg\_es

**Operating instructions and Declaration of conformity (en)** 549 kB, 08.11.2010

Code: mrl\_shg-scg-sdg\_en

## Images

---



Dimensional drawing (basic component)

---

## System components

---

### Actuator



#### 101025451 - BOF/HIS.2

- Minimum actuating radius 400 mm
- Flexible actuator



**101025450 - BOF/HIS.1**

- Minimum actuating radius 400 mm
- Flexible actuator



**101014463 - BOWR**

- Minimum actuating radius 350 mm
- Angled actuator



**101014461 - BOR**

- Minimum actuating radius 350 mm
- Straight actuator



**101014462 - BOW**

- Minimum actuating radius 400 mm
- Angled actuator



**101014460 - BO**

- Minimum actuating radius 400 mm
  - Straight actuator
-