

Datasheet - AZM 170SK-11ZRKA 230 VAC

Solenoid interlock / AZM 170



- Thermoplastic enclosure
- Double-insulated \square
- Compact design
- 90 mm x 84 mm x 30 mm
- 1 Cable entry M 20 x 1.5
- Interlock with protection against incorrect locking.
- Long life
- High holding force
- Manual release
- Screw connection

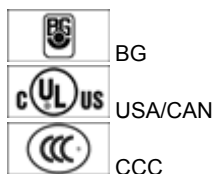
(Minor differences between the printed image and the original product may exist!)

Ordering details

Product type description	AZM 170SK-11ZRKA 230 VAC
Article number	101144270
EAN Code	4030661132181
eCl@ss	27-27-26-03

Approval


Approval



Classification

Standards	EN ISO 13849-1
B10d Normally-closed contact (NC)	2.000.000
Mission time	20 Years
notice	$MTTF_d = \frac{B_{10d}}{0,1 \times n_{op}}$ $n_{op} = \frac{d_{op} \times h_{op} \times 3600 \text{ s/h}}{t_{cycle}}$

Global Properties

Permanent light	AZM 170
Standards	EN 60947-5-1, BG-GS-ET-19
Compliance with the Directives (Y/N) 	Yes
Number of actuating directions	2
Active principle	electromechanical
Duty cycle ED	Magnet 100 %
Materials	
- Material of the housings	Plastic, glass-fibre reinforced thermoplastic, self-extinguishing
- Material of the contacts	Silver
Housing coating	None
Weight	290

Mechanical data

Design of electrical connection	Screw connection
Cable section	
- Min. Cable section	1 x 0,25
- Max. Cable section	1 x 1.5, flexible
Mechanical life	> 1.000.000 operations
Emergency unlocking device (Y/N)	No
Manual release (Y/N)	Yes
- bottom	
Emergency release (Y/N)	No
Latching force	30
Positive break force	8.5
positive break travel	11 mm
Clamping force F	1000 N
Max. Actuating speed	2 m/s

Ambient conditions

Ambient temperature	
- Min. environmental temperature	-25 °C
- Max. environmental temperature	+60 °C
Protection class	IP67 to IEC/EN 60529

Electrical data

Design of control element	Normally open contact (NO), Opener (NC)
notice	change-over contact with double break, type Zb or 2 NC contacts, with galvanically separated contact bridges
Switching principle	Creep circuit element
Number of auxiliary contacts	1
Number of safety contacts	1
Power to unlock	No
Power to lock	Yes
Rated control voltage U_s	230 VAC
Power consumption	max. 10 W
Rated impulse withstand voltage U_{imp}	4 kV
Rated insulation voltage U_i	250 V
Thermal test current I_{the}	10 A
Utilisation category	AC-15: 230 V / 4 A DC-13: 24 V / 4 A

Max. fuse rating

6 A gG D-fuse

ATEX

Explosion protection categories for gases

None

Explosion protected category for dusts

None

Miscellaneous data

Applications



sliding safety guard,



removable guard,



hinged safety guard

Dimensions

Dimensions of the sensor

- Width of sensor	90
- Height of sensor	100.5
- Length of sensor	30 mm

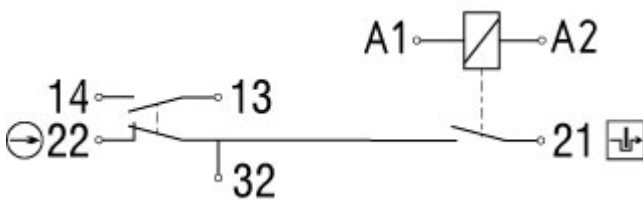
notice

Individual coding available on request

Manual release

- For manual release using M5 triangular key, available as accessory

Diagram



Note Diagram

positive break NC contact

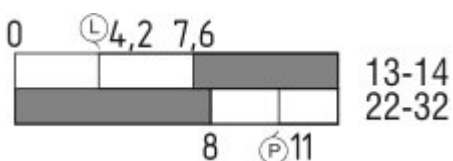
active

no active

Normally-open contact

Normally-closed contact

Switch travel diagram



Notes Switch travel diagram

Contact closed

- Contact open
 - Setting range
 - Break point
 - Positive opening sequence/- angle
- VS** adjustable range of NO contact
VÖ adjustable range of NC contact
N after travel

Ordering suffix

The applicable ordering suffix is added at the end of the part number of the safety switch.
 Order example: AZM 170SK-11ZRKA 230 VAC-**1637**

...- 1637	0,3 µm gold-plated contacts
... ST-2431	connector M12 , Individual solenoid monitoring

Ordering code

AZM 170(1)-(2)Z(3)K(4)-(5)-(6)-(7)

(1) without SK	IDC method of termination Screw connection
(2) 11 02 12/0.0	1 Normally open contact (NO) / 1 Opener (NC) 2 Opener (NC) 1 Normally open contact (NO), 2 Opener (NC) / -
(3) without R I	Latching force 5 N Latching force 30 N Individual coding
(4) without A	Power to unlock Power to lock
(5) without ST ST-2431	cable gland Connector M12 x 1 Connector M12 x 1, Individual solenoid monitoring
(6) 24VAC/DC 110VAC 230VAC	U _s 24 VAC/DC U _s 110 VAC U _s 230 VAC
(7) without 2197 1637	Manual release Manual release from side (Power to unlock) gold-plated contacts

AZM 170ST and AZM 170SK

AZM 170ST-(1)Z(2)K(3)-(4)-(5)-024

AZM 170SK-(1)Z(2)K(3)-(4)-(5)-024

(1)		
11/11		1 Normally open contact (NO), 1 Opener (NC) / 1 Normally open contact (NO), 1 Opener (NC)
11/02		1 Normally open contact (NO), 1 Opener (NC) / 2 Opener (NC)
12/00		1 Normally open contact (NO), 2 Opener (NC) / -
12/11		1 Normally open contact (NO), 2 Opener (NC) / 1 Normally open contact (NO), 1 Opener (NC)
12/02		1 Normally open contact (NO), 2 Opener (NC) / 2 Opener (NC)
02/01		2 Opener (NC), - / 1 Opener (NC), -
02/10		2 Opener (NC), - / 1 Normally open contact (NO), -
(2)		
<i>without</i>		Latching force 5 N
R		Latching force 30 N
(3)		
<i>without</i>		Power to unlock
A		Power to lock
(4)		
1637		gold-plated contacts
(5)		
2197		Manual release for Power to unlock

Documents

Operating instructions and Declaration of conformity (fr) 701 kB, 15.02.2018

Code: mrl_azm170_fr

Operating instructions and Declaration of conformity (de) 672 kB, 20.05.2019

Code: mrl_azm170_de

Operating instructions and Declaration of conformity (it) 718 kB, 06.06.2019

Code: mrl_azm170_it

Operating instructions and Declaration of conformity (cn) 655 kB, 08.05.2017

Code: mrl_azm170_cn

Operating instructions and Declaration of conformity (nl) 702 kB, 12.07.2018

Code: mrl_azm170_nl

Operating instructions and Declaration of conformity (en) 702 kB, 20.05.2019

Code: mrl_azm170_en

Operating instructions and Declaration of conformity (jp) 843 kB, 23.08.2016

Code: mrl_azm170_jp

Operating instructions and Declaration of conformity (pl) 736 kB, 14.06.2018

Code: mrl_azm170_pl

Operating instructions and Declaration of conformity (da) 582 kB, 07.08.2012

Code: mrl_azm170_da

Operating instructions and Declaration of conformity (es) 719 kB, 31.05.2019

Code: mrl_azm170_es

BG-test certificate (en) 260 kB, 09.12.2015



- Particularly suitable for sliding doors
- Damps vibration on guard device



101122895 - AZ 17/170-B5

- Particularly suitable for sliding doors



101139788 - AZ 17/170-B11

- Particularly suitable for sliding doors



101139789 - AZ 17/170-B15

- Particularly suitable for sliding doors



101123391 - AZM 170-B6

- Particularly suitable for hinged guards
- For very small actuating radii
- The direction of actuation can be selected by applicable insertion of the insert

Accessories



101208493 - AZM 170-B CENTERING GUIDE

- for AZ 17 and AZM 170



101100887 - TRIANGULAR KEY TK-M5

- For manual release using M5 triangular key, available as accessory
- For maintenance, installation, etc.

Connector

A-K4M12

- Pre-wired cable
- 4-pole



S-K4M12

- Connector without cable
- 4-pole



K.A. Schmersal GmbH & Co. KG, Möddinghofe 30, D-42279 Wuppertal

The data and values have been checked thoroughly. Technical modifications and errors excepted.

Generiert am 26.07.2019 - 17:34:28h Kasbase 3.3.0.F.64l