



## RS655-Z22-G230

- Metal enclosure
- wire pull and breakage detection
- Protection class IP66, IP67
- Central connection terminal
- Mechanical switching position indication
- two-side operation / wire up to 2 x 100 m

## Data

### Ordering data

Product type description	RS655-Z22-G230
Article number (order number)	153031616
EAN (European Article Number)	4030661532943
eCl@ss number, version 12.0	27-37-12-01
eCl@ss number, version 11.0	27-37-12-01
eCl@ss number, version 9.0	27-37-12-01
ETIM number, version 7.0	EC002026
ETIM number, version 6.0	EC002026

### Approvals - Standards

Certificates	TÜV cULus CCC
--------------	---------------------

### General data

Standards	EN 620 EN ISO 13850 EN IEC 60947-5-1 EN IEC 60947-5-5
Enclosure material	Grey cast iron, painted
Material of the contacts, electrical	Silver
Material of the housing cover	Grey cast iron, painted
Length of the wire, maximum	100 m
Gross weight	6,140 g

### General data - Features

Indicator lamp	Yes
Number of auxiliary contacts	2
Number of safety contacts	2
Number of signal lamps	1

### Safety classification

Standards	EN ISO 13849-1
Mission time	20 Year(s)

### Safety classification - Safety outputs

B <sub>10D</sub> Normally-closed contact (NC)	100,000 Operations
---	--------------------

### Mechanical data

Actuating element	Roller lever N300
Mechanical life, minimum	100,000 Operations
Actuation direction	Each time 75° right-hand side and left-hand side rotation

## Mechanical data - Connection technique

Termination	Spring pulley connection
Cable entry	2 x M25 x 1.5
Cable section, minimum	0.5 mm <sup>2</sup> , flexible
Cable section, maximum	2.5 mm <sup>2</sup> , flexible

## Ambient conditions

Degree of protection	IP67 IP66
Ambient temperature, minimum	-25 °C
Ambient temperature, maximum	+60 °C
Protection class	I

## Ambient conditions - Insulation values

Rated insulation voltage $U_i$	300 V
Rated impulse withstand voltage $U_{imp}$	4 kV
Degree of pollution to IEC/EN 60947-1	3

## Electrical data

Thermal test current	6 A
Utilisation category AC-15	230 VAC
Utilisation category AC-15	3 A
Utilisation category DC-13	24 VDC
Utilisation category DC-13	3 A
Switching principle	Snap action

## Status indication

Colour of the indicator lamp	Red
Note (LED switching conditions display)	Supply voltage UB: 230 VAC

## Other data

Note (applications)	Pull-wire emergency stop switches
---------------------	-----------------------------------

## Ordering code

Product type description:  
RS65(1)-Z22-(2)-(3)

(1)

<b>5</b>	Grey cast iron, painted
<b>6</b>	thermosetting resin

(2)

<b>G024</b>	Indicator lamp 24 VDC, red
<b>G115</b>	Indicator lamp 115 VAC, red
<b>G230</b>	Indicator lamp 230 VAC, red

(3)

<b>without</b>	Standard version (without Dupline® input module)
<b>DS</b>	With integrated Dupline® input module

## Documents

### Operating instructions and Declaration of conformity

RS655 / RS656  
(1.3 MB, 12/19/2019)

### CCC certification

BS655 / BS656 / RS655 / RS656 (2.7 MB, 10/05/2020)

## UL Certificate

BS655 / BS656 / RS655 / RS656 (208.8 kB, 03/10/2021)

## Brochure

HeavyDutySwitch HDS (2.7 MB, 07/22/2021)

## Brochure

(8.4 MB, 03/22/2021)

## Pictures

### Product picture (catalogue individual photo)

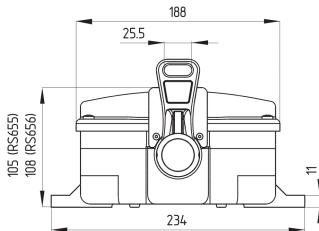


ID: krs65f03

| 285.2 kB | .jpg | 352.778 x 216.958 mm - 1000 x 615 px - 72 dpi

| 25.5 kB | .png | 74.083 x 45.508 mm - 210 x 129 px - 72 dpi

### Dimensional drawing basic component

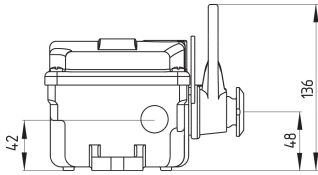


ID: Krs65g01

| 4.4 kB | .png | 74.083 x 53.975 mm - 210 x 153 px - 72 dpi

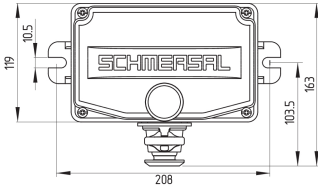
| 121.8 kB | .jpg | 352.778 x 256.117 mm - 1000 x 726 px - 72 dpi

### Dimensional drawing basic component



ID: Krs65g02  
| 3.4 kB | .png | 74.083 x 38.453 mm - 210 x 109 px - 72 dpi  
| 82.8 kB | .jpg | 352.778 x 183.092 mm - 1000 x 519 px - 72 dpi

## Dimensional drawing basic component



ID: Krs65g03  
| 4.8 kB | .png | 74.083 x 42.333 mm - 210 x 120 px - 72 dpi  
| 131.6 kB | .jpg | 352.778 x 201.436 mm - 1000 x 571 px - 72 dpi

## Assembly example



ID: Krs655m05-  
| 33.8 kB | .jpg | 352.778 x 35.278 mm - 1000 x 100 px - 72 dpi

## System components

### Control-Modul



#### SRB301ST 230V

- Suitable for the signal processing of outputs with contact sensors
- 3 safety contacts, STOP 0
- 1 Signalling output

### Accessories



#### ACC-EBLT-M10-5PCS



**ACC-EBLT-M10-RVA-5PCS**



**ACC-EBLT-M8-5PCS**



**ACC-EBLT-M8-RVA-5PCS**



**ACC-RS65X-TS**



**ACC-TBLE-RVA**



**ACC-PWR-EBLT-BM8X70-A2**



**ACC-PWR-EBLT-BM10X40**



**ACC-PWR-RC-DUPLEX-3MM-NIRO**

- for Wire rope Ø 3 mm



**S 900**

- Smooth adjustment
- Only one tool
- Antiskid
- Time-saving
- Ergonomic
- No risk of injury



**ACC-PWR-SKL-A0,16-VA**

- Shackle for fixing the wire rope to the eyebolt



**ACC-PWR-WT-3MM-NIRO**

- for Wire rope Ø 3 mm
- to DIN 6899



**ACC-PWR-RC-3MM-NIRO**



**ACC-PWR-RC-3MM-ZN**

- for Wire rope Ø 3 mm





**ACC-PWR-TB-M6-2**

- For exact adjustment of the tension of the wire rope
  - to DIN 1480
- 



**ACC-PWR-PLY-S**

- To guide the wire rope where the path is not a straight line
  - for Wire rope  $\varnothing$  5 mm
- 

Schmersal, Inc., 15 Skyline Drive, Hawthorne, NY 10532

The details and data referred to have been carefully checked. Images may diverge from original. Further technical data can be found in the manual. Technical amendments and errors possible.

Generated on: 10/14/2022, 12:45 PM