

Datasheet - ML 461-22Y

Position switch / medium heavy Position switch / T/M 461 - (T 461 M 461) / 461 Roller lever L



- Metal enclosure
- 118 mm x 155 mm x 64 mm (basic component)
- Actuator head can be repositioned in steps 4 x 90°
- Continuous adjustment of lever position 360°
- Lever can be transposed by 180°
- In temperature-resistant version, the roller can be mounted in two different positions on the shaft
- 2 cable entries M 20 x 1.5

(Minor differences between the printed image and the original product may exist!)

Ordering details


Product type description	ML 461-22Y
Article number	101059446
EAN Code	4030661036045
eCl@ss	27-27-06-01

Approval

Approval



Global Properties

Permanent light	461 Rollenschwenkhebel L
Standards	EN 60947-5-1
Compliance with the Directives (Y/N) 	Yes
Suitable for safety functions (Y/N)	No
Standard housing (Y/N)	No
Materials	
- Material of the housings	cast iron, galvanized
- Roller material	Plastic
- Material of the contacts	Silver
Housing coating	painted

Weight	2290
Slide form	Castor

Mechanical data

Design of electrical connection	Screw connection
Cable section	
- Min. Cable section	1.5
- Max. Cable section	2.5
AWG-Number	13
Active principle	mechanical
Mechanical life	5.000.000 operations
notice	All indications about the cable section are including the conductor ferrules.
Design of actuating element	Roller lever
Bounce duration	≤ 5
Switchover time	≤ 35
Contact opening	2 x 2.5
Actuating speed with vertical actuating angle to switch axis	
- Min. Actuating speed	1
- Max. Actuating speed	3
- Actuating angle from left of switch axis	30
- Actuating angle from right of switch axis	30

Ambient conditions

Ambient temperature	
- Min. environmental temperature	-30
- Max. environmental temperature	+90
Protection class	IP65 to IEC/EN 60529

Electrical data

Design of control element	Normally open contact (NO) Opener (NC)
- with double break	
Switching principle	Snap switch element
Number of shutters	2
Number of openers	2
Rated impulse withstand voltage	4
Rated insulation voltage	250
Thermal test current	16 A
Utilisation category	AC-15: 230 V / 4 A
Max. fuse rating	16 A gG D-fuse

Dimensions

Dimensions of the sensor	
- Width of sensor	118
- Height of sensor	248
- Length of sensor	64
Roller wide	9
Roller diameter	36

Ordering suffix

The applicable ordering suffix is added at the end of the part number of the safety switch.

Order example: ML 461-22Y- **1276-2**

...- 1276-2	gold-plated contacts
...- 1801	Splined shaft and lever available with 10° tooting
...- RMS	Available with metal roller

Documents

Operating instructions and Declaration of conformity (nl) 95 kB, 20.07.2018

Code: mrlk_posi-allgemein_nl

Operating instructions and Declaration of conformity (ru) 133 kB, 09.07.2018

Code: mrlk_posi-allgemein_ru

Operating instructions and Declaration of conformity (es) 88 kB, 09.07.2018

Code: mrlk_posi-allgemein_es

Operating instructions and Declaration of conformity (en) 86 kB, 09.07.2018

Code: mrlk_posi-allgemein_en

Operating instructions and Declaration of conformity (cn) 138 kB, 09.07.2018

Code: mrlk_posi-allgemein_cn

Operating instructions and Declaration of conformity (it) 86 kB, 09.07.2018

Code: mrlk_posi-allgemein_it

Operating instructions and Declaration of conformity (jp) 285 kB, 09.07.2018

Code: mrlk_posi-allgemein_jp

Operating instructions and Declaration of conformity (pl) 118 kB, 09.07.2018

Code: mrlk_posi-allgemein_pl

Operating instructions and Declaration of conformity (fr) 85 kB, 09.07.2018

Code: mrlk_posi-allgemein_fr

Operating instructions and Declaration of conformity (pt) 86 kB, 09.07.2018

Code: mrlk_posi-allgemein_pt

Operating instructions and Declaration of conformity (de) 88 kB, 09.07.2018

Code: mrlk_posi-allgemein_de

Declaration of conformity (de) 94 kB, 08.08.2016

Code: __422p01

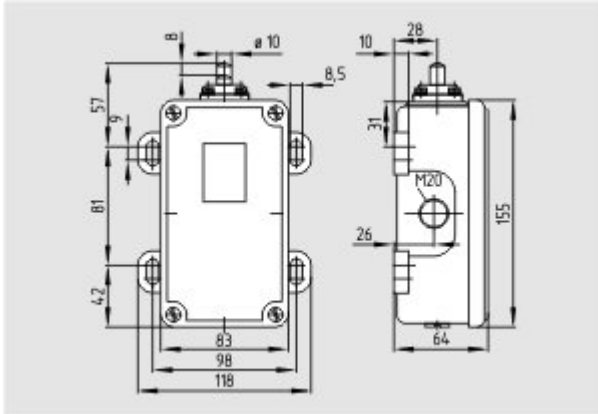
Declaration of conformity (pl) 129 kB, 08.08.2016

Code: __422p01_pl

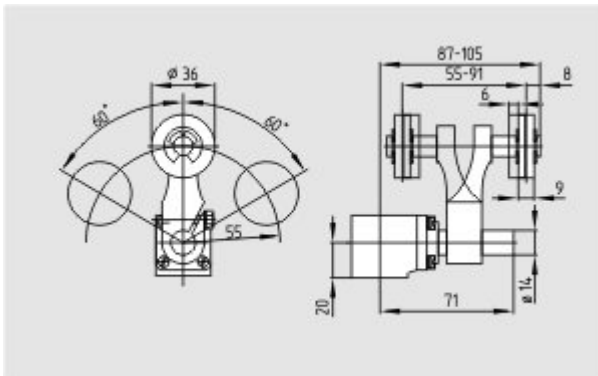
Declaration of conformity (en) 84 kB, 29.11.2018

Code: __422p01_en

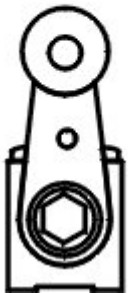
Images



Dimensional drawing (basic component)



Dimensional drawing (miscellaneous)



Operating principle
