



MJ 064-03Y

- Metal enclosure
- 3 or 4 Contacts
- 2 cable entries M 25 x 1.5
- 184 mm x 111 mm x 149 mm (basic component)
- Actuator heads can be repositioned by 4 x 90°

Data

Ordering data

Product type description	MJ 064-03Y
Article number (order number)	101056945
EAN (European Article Number)	4030661022642
eCl@ss number, Version 9.0	27-27-06-01

Certifications

Certificates	cULus
	CCC
	EAC

General data

Product name	064 offset roller lever J
Standards	EN 60947-5-1
Active principle	mechanical
Slide form	Castor
Enclosure material	Grey cast iron, galvanised
Enclosure coating material	painted
Material of the contacts, electrical	Silver
Roller material	Plastic
Gross weight	3880.000 g

General data - Features

Number of openers	3
-------------------	---

Mechanical data

Actuating element	Offset roller lever
Mechanical life, minimum	30,000 Operations
Actuating angle, from left of switch axis	30 °
Actuating angle, from right of switch axis	45 °
Contact opening	2 x 4 mm
Actuating speed, minimum	600 mm/min
Actuating speed, maximum	1 m/s
Note (Actuating speed)	Actuating speed with vertical actuating angle to switch axis

Mechanical data - Connection technique

Terminal Connector	Screw connection
Cable section, minimum	1.5 mm ²
Cable section, maximum	4 mm ²
Note (Cable section)	All indications about the cable section are including the conductor ferrules.
Wire cross-section	11 AWG

Mechanical data - Dimensions

Height of sensor	90 mm
Length of sensor	149 mm
Width of Castor	9 mm
Diameter of Castor	36 mm

Ambient conditions

Protection class	IP 65 to IEC/EN 60529
Ambient temperature, minimum	-30 °C
Ambient temperature, maximum	+90 °C

Ambient conditions - Insulation value

Rated impulse withstand voltage	6 kV
---------------------------------	------

Electrical data

Thermal test current	25 A
Utilisation category AC-15	400 VAC
Utilisation category AC-15	25 A
Switching element	Opener (NC)
Note (Switching element)	with double break galvanically separated contact bridges
Switching principle	Snap switch element

Switching frequency 1,000 /h

Notes

Note (General) Actuation from the right should be avoided, since this reduces the mechanical life of the position switch.

Ordering code

Product type description:

T(1) 064-(2)Y-(3)

(1)

S Plunger S
J Offset roller lever J
X Offset roller lever X

(2)

03 3 NC contact
12 1 NO contact/2 NC contacts
21 2 NO contacts/1 NC contact
30 3 NO contacts
04 4 NC contact
13 1 NO contacts/3 NC contact
22 2 NO contacts/2 NC contact
31 3 NO contacts/1 NC contact
40 4 NO contacts

(3)

UE Slow action with overlapping contacts
H Slow action with staggered contacts
R Latching 2 x 45°

Pictures

Product picture (catalogue individual photo)

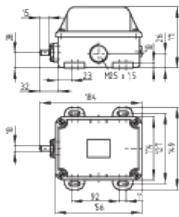


ID: ktm-jf01

| 485,7 kB | .jpg | 352.425 x 377.825 mm - 999 x 1071
Pixel - 72 dpi

| 39,6 kB | .png | 74.083 x 79.375 mm - 210 x 225
Pixel - 72 dpi

Dimensional drawing basic component



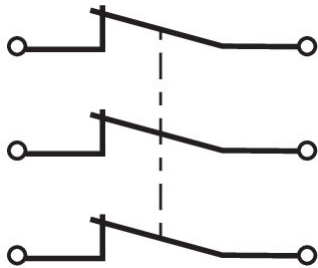
ID: 1t-64g01

| 103,5 kB | .jpg | 352.778 x 247.297 mm - 1000 x 701
Pixel - 72 dpi

| 8,9 kB | .png | 74.083 x 51.858 mm - 210 x 147 Pixel
- 72 dpi

| 33,2 kB | .cdr |

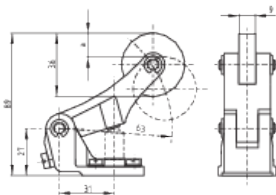
Diagram



ID: k3o--k02

| 18,7 kB | .cdr |

Dimensional drawing actuator



ID: 1tm-jb01

| 11,4 kB | .png | 74.083 x 51.153 mm - 210 x 145
Pixel - 72 dpi

| 115,7 kB | .jpg | 352.778 x 243.769 mm - 1000 x 691
Pixel - 72 dpi

Operating principle



ID: 235rz03

| 131,9 kB | .jpg | 352.778 x 773.642 mm - 1000 x 2193 Pixel - 72 dpi

| 2,7 kB | .png | 74.083 x 162.278 mm - 210 x 460 Pixel - 72 dpi

| 15,5 kB | .cdr |

K.A. Schmersal GmbH & Co. KG, Möddinghofe 3, D-42279 Wuppertal

The details and data referred to have been carefully checked. Images may diverge from original. Further technical data can be found in the manual. Technical amendments and errors possible.

Generated on 11.09.2020 23:52:05