



BNS 33-12ZG-2187 5,0M

- Thermoplastic enclosure
- Concealed mounting possible
- Insensitive to transverse misalignment
- 88 mm x 25 mm x 13 mm
- Long life
- no mechanical wear
- Insensitive to soiling

Data

Ordering data

Product type description	BNS 33-12ZG-2187 5,0M
Article number (order number)	101142789
EAN (European Article Number)	4030661126333
eCl@ss number, version 11.0	27-27-24-02
eCl@ss number, version 9.0	27-27-24-02
ETIM number, version 7.0	EC002544
ETIM number, version 6.0	EC002544

Approvals - Standards

Certificates	TÜV cULus EAC
--------------	---------------------

General data

Standards	BG-GS-ET-14 EN IEC 60947-5-3
Coding level according to EN ISO 14119	Low
Working principle	Magnetic drive
Installation conditions (mechanical)	not flush
Enclosure material	Glass-fibre, reinforced thermoplastic
Gross weight	215 g

General data - Features

Integral system diagnostics, status	Yes
Prerequisite evaluation unit	Yes
Number of normally closed (NC)	2
Number of normally open (NO)	1
Number of safety contacts	2
Number of cable wires	6

Safety classification

Standards	EN ISO 13849-1
Mission time	20 Year(s)

Safety classification - Safety outputs

B _{10D} - Value Normally-closed contact/Normally open contact (NC/NO)	25,000,000 Operations
--	-----------------------

Mechanical data

Actuating element	Magnet
Note (Repeat accuracy R)	NOTES_DIM_DISTANCE_REPEAT_ACCURACYFMAW00000002
Direction of motion	Head-on to the active surface

Mechanical data - Switching distances according EN IEC 60947-5-3

Assured switching distance "ON" S_{ao}	5 mm 8 mm
Assured switching distance "OFF" S_{ar}	15 mm 18 mm

Mechanical data - Connection technique

Termination	Cable
Length of cable	5 m
Wire cross-section	0.25 mm ²
Wire cross-section	23 AWG
Material of the Cable mantle	PVC

Mechanical data - Dimensions

Length of sensor	13 mm
Width of sensor	88 mm
Height of sensor	25 mm

Ambient conditions

Degree of protection	IP67
Ambient temperature, minimum	-25 °C
Ambient temperature, maximum	+70 °C
Storage and transport temperature, minimum	-25 °C
Storage and transport temperature, maximum	+70 °C
Resistance to vibration to EN 60068-2-6	10 ... 55 Hz, amplitude 1 mm
Resistance to shock	30 g / 11 ms

Electrical data

Switching current, maximum	0.01 A
Switching capacity, maximum	0.2 W
Switching frequency, maximum	5 Hz

Electrical data - Digital Output

Design of control elements	Miscellaneous, Reed contacts
----------------------------	------------------------------

Status indication

Note (Integral System Diagnostics, status)	The LED is illuminated when the guard is closed.
---	--

Scope of delivery

Scope of delivery	Actuators must be ordered separately.
-------------------	---------------------------------------

Accessory

Recommendation (actuator)	BPS 33-2326 BPS 33
Recommended safety switchgear	SRB-E-301ST SRB-E-201LC

Note

Note (General)	Contact symbols shown for the closed condition of the guard device. The contact configuration for versions with or without LED is identical.
----------------	---

Ordering code

Product type description:
BNS 33-(1)Z(2)-(3)-(4)

(1)

02	2 NC contact
11	1 NO contacts/1 NC contact
12	1 NO contact/2 NC contacts

(2)

without	without LED switching conditions display
G	with LED switching conditions display

(3)

without	with cable
ST	with connector M8

(4)

2187	Individual contact outlet
2187-10	Individual contact outlet with LED
2237	Actuation from cable direction

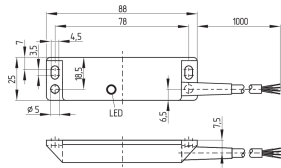
Pictures

Product picture (catalogue individual photo)



ID: kbns3f22
| 145.7 kB | .jpg | 352.778 x 78.317 mm - 1000 x 222 px - 72 dpi
| 11.8 kB | .png | 74.083 x 16.581 mm - 210 x 47 px - 72 dpi

Dimensional drawing basic component



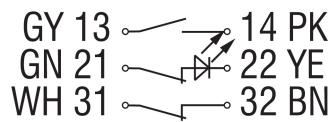
ID: 1bns3g03

| 37.7 kB | .cdr |

| 7.4 kB | .png | 74.083 x 52.211 mm - 210 x 148 px - 72 dpi

| 88.2 kB | .jpg | 352.778 x 248.003 mm - 1000 x 703 px - 72 dpi

Diagram



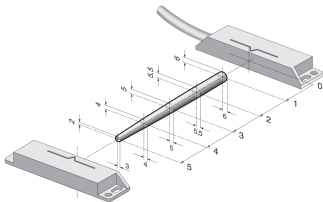
ID: k2o1sk08

| 18.4 kB | .cdr |

| 86.6 kB | .jpg | 352.778 x 123.825 mm - 1000 x 351 px - 72 dpi

| 4.0 kB | .png | 74.083 x 26.106 mm - 210 x 74 px - 72 dpi

Characteristic curve



ID: kbns3a01

| 13.1 kB | .png | 74.083 x 45.508 mm - 210 x 129 px - 72 dpi

| 124.5 kB | .jpg | 352.778 x 216.253 mm - 1000 x 613 px - 72 dpi

Schmersal, Inc., 15 Skyline Drive, Hawthorne, NY 10532

The details and data referred to have been carefully checked. Images may diverge from original. Further technical data can be found in the manual. Technical amendments and errors possible.

Generated on: 10/18/2022, 12:01 PM