



## ZQ700-11

- 1 Cable entry M 20 x 1.5
- Thermoplastic enclosure
- one-side operation / wire up to 10 m long
- Release push button
- Position indicator
- Large wiring compartment
- Twisting of towing eye not possible
- wire pull and breakage detection
- One tension force for cable lengths up to 10 m

## Data

### Ordering data

Product type description	ZQ700-11
Article number (order number)	161192476
EAN (European Article Number)	4030661352664

### Approvals - Standards

Certificates	TÜV
--------------	-----

### General data

Standards	EN ISO 13850 EN IEC 60947-5-1 EN IEC 60947-5-5
-----------	--

Housing material	Glass-fibre, thermoplastic
Material of the housing cover	Glass-fibre, thermoplastic
Length of the wire, maximum	10 m
Gross weight	215 g

### General data - Features

Number of auxiliary contacts	1
Number of safety contacts	1

### Safety classification

Standards	EN ISO 13849-1
Mission time	20 Year(s)

### Safety classification - Safety outputs

B <sub>10D</sub> Normally-closed contact (NC)	100,000 Operations
---	--------------------

### Mechanical data

Mechanical life, minimum	1,000,000 Operations
--------------------------	----------------------

### Mechanical data - Connection technique

Termination	Screw terminals M20 x 1.5
Cable section, minimum	0.75 mm <sup>2</sup>

Cable section, maximum 2.5 mm<sup>2</sup>

Note (Cable section) All indications including the conductor ferrules.

### **Mechanical data - Dimensions**

Width 40.5 mm

Height 160 mm

Depth 50.9 mm

### **Ambient conditions**

Degree of protection IP67

Ambient temperature -25 ... +70 °C

Relative humidity, maximum 95 %

### **Ambient conditions - Insulation values**

Rated insulation voltage  $U_i$  500 V

Rated impulse withstand voltage  $U_{imp}$  6 kV

### **Electrical data**

Thermal test current 10 A

Utilisation category AC-15 230 VAC

Utilisation category AC-15 4 A

Utilisation category DC-13 24 VDC

Utilisation category DC-13 4 A

Switching element	NO contact, NC contact
Switching principle	Snap action
Material of the contacts, electrical	Silver

## Note

Note (General)	<p>Recommended cable lengths for pull-wire Emergency-Stop switches in relation to the range of ambient temperature.</p> <p>As the thimbles are subject to deformation in case of wire pull, the wire should be pulled several times after fitting. After that, the wire must be re-tensioned using the eyebolt or the tensioner.</p> <p>At 2 m ... 5 m distance intermediate wire supports are required, see accessories</p>
----------------	--

## Ordering code

Product type description:  
ZQ 700-(1)-(2)

(1)

<b>11</b>	1 NO contacts/1 NC contact
<b>02</b>	2 NC contact

(2)

<b>ST</b>	M12 connector with A-coding
-----------	-----------------------------

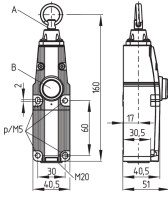
## Pictures

### Product picture (catalogue individual photo)



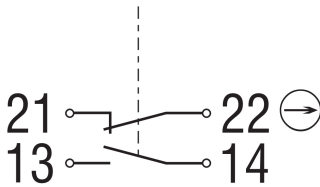
ID: kzq70f01  
 | 664.8 kB | .jpg | 240.947 x 702.028 mm - 683 x 1990 px - 72 dpi  
 | 113.1 kB | .png | 74.083 x 215.547 mm - 210 x 611 px - 72 dpi

## Dimensional drawing basic component



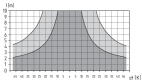
ID: 1zq-7g01  
| 198.7 kB | .cdr |  
| 10.5 kB | .png | 74.083 x 51.506 mm - 210 x 146 px - 72 dpi  
| 106.7 kB | .jpg | 352.778 x 245.181 mm - 1000 x 695 px - 72 dpi

## Diagram



ID: ktf--k01  
| 16.0 kB | .cdr |  
| 54.5 kB | .jpg | 352.778 x 195.439 mm - 1000 x 554 px - 72 dpi  
| 2.8 kB | .png | 74.083 x 40.922 mm - 210 x 116 px - 72 dpi

## Characteristic curve



ID: kzq70d02  
| 87.4 kB | .ai | 200 x 200 mm - 566 x 566 px - 72 dpi  
| 3.0 kB | .png | 74.083 x 74.083 mm - 210 x 210 px - 72 dpi  
| 50.7 kB | .jpg | 352.778 x 124.883 mm - 1000 x 354 px - 72 dpi

Schmersal, Inc., 15 Skyline Drive, Hawthorne, NY 10532

The details and data referred to have been carefully checked. Images may diverge from original. Further technical data can be found in the manual. Technical amendments and errors possible.

Generated on: 8/21/2023, 5:34 PM