



ZQ 900-11

- 3 cable entries M 20 x 1.5
- Metal enclosure
- one-side operation / wire up to 75 m long
- Release push button
- Position indicator
- Robust design
- Large wiring compartment
- Twisting of towing eye not possible
- External watertight collar
- wire pull and breakage detection

Data

Ordering data

Product type description	ZQ 900-11
Article number (order number)	161184327
EAN (European Article Number)	4030661332741
eCl@ss number, version 12.0	27-37-12-01
eCl@ss number, version 11.0	27-37-12-01
eCl@ss number, version 9.0	27-37-12-01
ETIM number, version 7.0	EC002026
ETIM number, version 6.0	EC002026

Approvals - Standards

Certificates TÜV

General data

Standards EN ISO 13850
EN IEC 60947-5-1
EN IEC 60947-5-5

Housing material Metal, zinc die-cast

Housing coating material painted

Material of the housing cover Glass-fibre, thermoplastic

Length of the wire, maximum 75 m

Gross weight 1,300 g

General data - Features

Indicator lamp No

Number of auxiliary contacts 1

Number of safety contacts 1

Safety classification

Standards EN ISO 13849-1

Mission time 20 Year(s)

Safety classification - Safety outputs

B_{10D} Normally-closed contact (NC) 100,000 Operations

Mechanical data

Mechanical life, minimum 1,000,000 Operations

Mechanical data - Connection technique

Termination Screw terminals M20 x 1.5

Cable section, minimum 0.75 mm²

Cable section, maximum 2.5 mm²

Note (Cable section) All indications including the conductor ferrules.

Mechanical data - Dimensions

Length of sensor 69.7 mm

Width of sensor 71.5 mm

Height of the Sensor, minimum 220.3 mm

Height of the Sensor, maximum 236.3 mm

Ambient conditions

Degree of protection IP65
IP67

Ambient temperature -25 ... +70 °C

Relative humidity, maximum 95 %

Ambient conditions - Insulation values

Rated insulation voltage U_i 500 V

Rated impulse withstand voltage U_{imp} 6 kV

Electrical data

Thermal test current 6 A

Utilisation category AC-15 230 VAC

Utilisation category AC-15 4 A

Utilisation category DC-13 24 VDC

Utilisation category DC-13 1 A

Switching element NO contact, NC contact

Switching principle Snap action

Material of the contacts, electrical Silver

Note

Note (General) For lengths of over 10 m, intermediate wire supports must be installed every 3 to 5 m. Recommended cable lengths for pull-wire Emergency-Stop switches in relation to the range of ambient temperature. As the thimbles are subject to deformation in case of wire pull, the wire should be pulled several times after fitting. After that, the wire must be re-tensioned using the eyebolt or the tensioner. The screwed G24-M20 indicator lamp must be ordered separately, see accessories.

Ordering code

Product type description:
ZQ 900-(1)(2)

(1)

11	1 NO contacts/1 NC contact
13	1 NO contacts/3 NC contact
22	2 NO contacts/2 NC contact
02	2 NC contact
04	4 NC contact

(2)

without	without emergency-stop button
N	with emergency-stop button

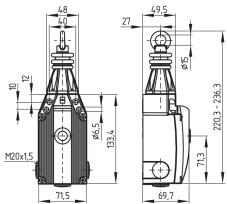
Pictures

Product picture (catalogue individual photo)



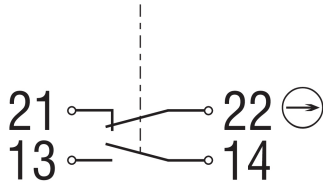
ID: kzq90f07
| 674.0 kB | .jpg | 352.778 x 528.814 mm - 1000 x 1499 px - 72 dpi
| 48.9 kB | .png | 73.731 x 110.772 mm - 209 x 314 px - 72 dpi

Dimensional drawing basic component



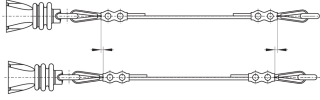
ID: 1zq-9g02
| 60.2 kB | .cdr |
| 11.7 kB | .png | 74.083 x 51.858 mm - 210 x 147 px - 72 dpi
| 133.9 kB | .jpg | 352.778 x 247.297 mm - 1000 x 701 px - 72 dpi

Diagram



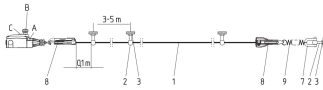
ID: ktf--k01
 | 16.0 kB | .cdr |
 | 54.5 kB | .jpg | 352.778 x 195.439 mm - 1000 x 554 px - 72 dpi
 | 2.8 kB | .png | 74.083 x 40.922 mm - 210 x 116 px - 72 dpi

Operating principle



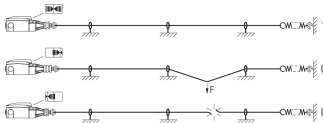
ID: kzq90a03
 | 28.7 kB | .cdr |
 | 74.1 kB | .jpg | 352.778 x 103.011 mm - 1000 x 292 px - 72 dpi
 | 1.7 kB | .png | 74.083 x 21.519 mm - 210 x 61 px - 72 dpi

Operating principle



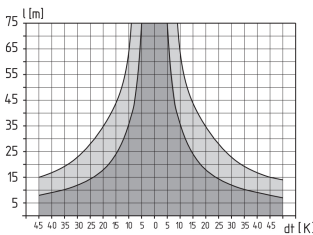
ID: kzq90a11
 | 48.5 kB | .jpg | 352.778 x 88.9 mm - 1000 x 252 px - 72 dpi
 | 4.0 kB | .png | 74.083 x 18.697 mm - 210 x 53 px - 72 dpi

Operating principle



ID: kzq90a13
 | 72.1 kB | .cdr |
 | 72.8 kB | .jpg | 352.778 x 130.528 mm - 1000 x 370 px - 72 dpi
 | 1.6 kB | .png | 74.083 x 27.517 mm - 210 x 78 px - 72 dpi

Characteristic curve



ID: kzq90d02
 | 8.9 kB | .png | 74.083 x 53.975 mm - 210 x 153 px - 72 dpi
 | 154.7 kB | .jpg | 352.778 x 257.175 mm - 1000 x 729 px - 72 dpi

Schmersal, Inc., 15 Skyline Drive, Hawthorne, NY 10532

The details and data referred to have been carefully checked. Images may diverge from original. Further technical data can be found in the manual. Technical amendments and errors possible.

Generated on: 8/21/2023, 5:32 PM