



TESZ1102/S/30

- 2 cable entries M 20 x 1.5
- Simple fitting, especially on 30 mm profiles
- Thermoplastic enclosure
- Double-insulated
- Good resistance to oil and petroleum spirit
- 111,5 mm x 92 mm x 36 mm

Data

Ordering data

| | |
|-------------------------------|---------------|
| Product type description | TESZ1102/S/30 |
| Article number (order number) | 101030509 |
| EAN (European Article Number) | 4030661607214 |
| eCl@ss number, version 12.0 | 27-27-06-09 |
| eCl@ss number, version 11.0 | 27-27-06-09 |
| eCl@ss number, version 9.0 | 27-27-06-09 |
| ETIM number, version 7.0 | EC002591 |
| ETIM number, version 6.0 | EC002591 |

Approvals - Standards

| | |
|--------------|---------------------------|
| Certificates | BG IFA cULus CCC |
|--------------|---------------------------|

General data

| | |
|-----------------------|---|
| Standards | BG-GS-ET-15 EN IEC 60947-5-1 |
| Housing material | Plastic, glass-fibre reinforced thermoplastic, self-extinguishing |
| Material of the hinge | Aluminium |
| Gross weight | 310 g |

General data - Features

| | |
|------------------------------|-----|
| mounting hinge | Yes |
| Number of auxiliary contacts | 1 |
| Number of safety contacts | 2 |

Safety classification

| | |
|--------------|----------------|
| Standards | EN ISO 13849-1 |
| Mission time | 20 Year(s) |

Safety classification - Safety outputs

| | |
|---|----------------------|
| B _{10D} Normally-closed contact (NC) | 2,000,000 Operations |
| B _{10D} Normally open contact (NO) | 1,000,000 Operations |

Mechanical data

| | |
|-------------------------------|----------------------|
| Mechanical life, minimum | 1,000,000 Operations |
| Positive break angle | 14 ° |
| Positive break force, minimum | 1 N |

Mechanical data - Connection technique

| | |
|------------------------|---|
| Termination | Screw terminals M20 x 1.5 |
| Cable section, minimum | 0.5 mm ² |
| Cable section, maximum | 1 mm ² |
| Note (Cable section) | All indications including the conductor ferrules. |

Mechanical data - Dimensions

| | |
|-------------------------|---|
| Length x Width x Height | Suitable for mounting to profile systems: 30 mm |
| Length of sensor | 36 mm |
| Width of sensor | 111.5 mm |
| Height of sensor | 92 mm |

Ambient conditions

| | |
|----------------------|----------------|
| Degree of protection | IP65 |
| Ambient temperature | -25 ... +65 °C |

Ambient conditions - Insulation values

| | |
|---|---------|
| Rated insulation voltage U_i | 250 VAC |
| Rated impulse withstand voltage U_{imp} | 2.5 kV |

Electrical data

| | |
|----------------------------|---------|
| Thermal test current | 2.5 A |
| Utilisation category AC-15 | 230 VAC |
| Utilisation category AC-15 | 2 A |
| Utilisation category DC-13 | 24 VDC |
| Utilisation category DC-13 | 1 A |

| | |
|--------------------------------------|------------------------|
| Switching element | NO contact, NC contact |
| Switching principle | Slow action |
| Switching frequency | 120 /h |
| Material of the contacts, electrical | Silver |

Note

| | |
|----------------|---|
| Note (General) | The opening angle has been set to 4° in factory. The additional hinge including mounting accessories is also available separately, part number TESZ/S/30 |
|----------------|---|

Ordering code

Product type description:
TESZ(1)(2)(3)(4)/(5)(6)/(7)

(1)

| | |
|----------------|---------------------------------------|
| without | Material of the hinge Aluminium |
| X | Material of the hinge Stainless steel |

(2)

| | |
|----------|-------------------------------|
| R | mechanische Wiederanlaufsperr |
|----------|-------------------------------|

(3)

| | |
|-------------|-------------------------------|
| 10 | 1 NC contact |
| 102 | 1 NC contacts / 1 NO contact |
| 110 | 2 NC contact |
| 1102 | 2 NC contacts / 1 NO contacts |
| 1110 | 3 NC contact |

(4)

| | |
|----------------|--------------------------------|
| without | Screw connection |
| ST1 | Connector bottom (M12, 8 pole) |

| | |
|----------------|--|
| ST2 | Connector top (M12, 8 pole) |
| (5) | |
| without | with additional hinge |
| S | without additional hinge |
| (6) | |
| 30 | Suitable for mounting to profile systems 30 mm |
| 35 | Suitable for mounting to profile systems 35 mm |
| without | Suitable for mounting to profile systems 40 mm |
| 45 | Suitable for mounting to profile systems 45 mm |
| (7) | |
| without | Switching angle NC contact at 4 degrees |
| 5° | Switching angle NC contact at 5 degrees |
| 8° | Switching angle NC contact at 8 degrees |

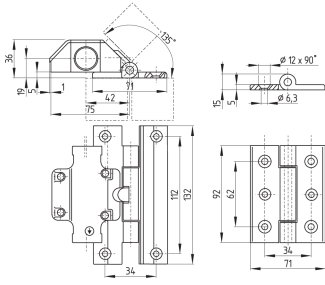
Pictures

Product picture (catalogue individual photo)



ID: ktez-f08
 | 664.1 kB | .jpg | 352.778 x 419.1 mm - 1000 x 1188 px - 72 dpi
 | 56.0 kB | .png | 74.083 x 87.842 mm - 210 x 249 px - 72 dpi
 | 59.1 kB | .jpg | 104.069 x 123.472 mm - 295 x 350 px - 72 dpi

Dimensional drawing basic component



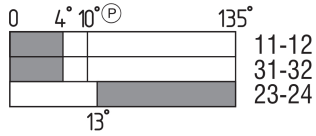
ID: 5tez-g01

| 44.5 kB | .cdr |

| 6.2 kB | .png | 74.083 x 63.5 mm - 210 x 180 px - 72 dpi

| 191.8 kB | .jpg | 352.778 x 303.036 mm - 1000 x 859 px - 72 dpi

Switch travel diagram



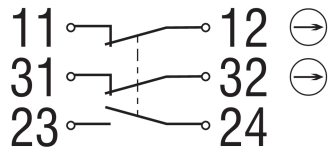
ID: ktes-s04

| 19.7 kB | .cdr |

| 1.9 kB | .png | 74.083 x 29.633 mm - 210 x 84 px - 72 dpi

| 53.7 kB | .jpg | 352.778 x 141.464 mm - 1000 x 401 px - 72 dpi

Diagram



ID: ktes-k04

| 18.2 kB | .cdr |

| 78.5 kB | .jpg | 352.778 x 154.869 mm - 1000 x 439 px - 72 dpi

| 3.4 kB | .png | 74.083 x 32.456 mm - 210 x 92 px - 72 dpi

Schmersal, Inc., 15 Skyline Drive, Hawthorne, NY 10532

The details and data referred to have been carefully checked. Images may diverge from original. Further technical data can be found in the manual. Technical amendments and errors possible.

Generated on: 17/10/2023, 14:53