

# EXTRA LARGE 30.5 HINGED PUSHBUTTON ENCLOSURES

## Application

Designed to offer protection for oil-tight pushbuttons, switches, and pilot lights from dust, water, dirt and oil. For installation information, consult our Installation Manual at [www.saginawcontrol.com](http://www.saginawcontrol.com).

## Construction

- 0.063" carbon steel.
- Continuously welded seams.
- Captivated cover screws thread into sealed wells.
- 4-way pushbutton holes accept all brands of oil-tight pushbuttons, switches and pilot lights. Hole diameter is 1.20" (30.5 mm).
- Pour in place oil and water resistant gasket.
- Provisions for sub-panel.
- Ground stud on door and body.
- Bolt-on continuous hinge with stainless steel hinge pin.
- Welded mounting provision top and bottom of back.

## Finish

ANSI-61 gray powder coated inside and out. Optional sub-panels powder coated white.

## IS2 Industry Standards

NEMA Type 4, 12 & Type 13  
UL Listed Type 4 & 12  
CSA Type 4 & 12  
IEC 60529 IP66

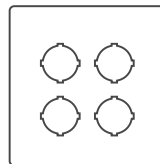


66

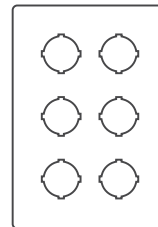
Enclosure Product Code A1

Sub-Panel (P3)

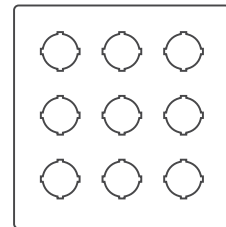
Catalog No.	Height (A)	Width (B)	Depth (C)	Industry Standard	Catalog No.	Panel Height (D)	Panel Width (E)
<a href="#">SCE-4SPBH</a>	8.13	8.00	6.00	IS2	SCE-8P8	7.00	7.00
<a href="#">SCE-6PBH</a>	10.13	8.00	6.00	IS2	SCE-10P8	9.00	7.00
<a href="#">SCE-9PBH</a>	10.13	10.00	6.00	IS2	SCE-10P10	9.00	9.00
<a href="#">SCE-12PBH</a>	12.13	10.00	6.00	IS2	SCE-12P10	11.00	9.00
<a href="#">SCE-16PBH</a>	12.13	12.00	6.00	IS2	SCE-12P12	11.00	11.00



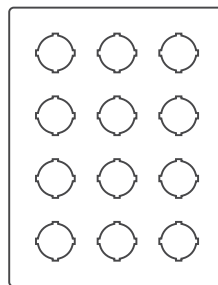
SCE-4SPBH



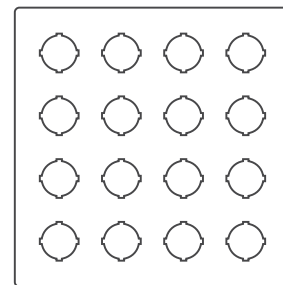
SCE-6PBH



SCE-9PBH



SCE-12PBH



SCE-16PBH

# EXTRA LARGE 30.5 HINGED PUSHBUTTON ENCLOSURES TECHNICAL DATA

