

## Hinged Cover Type 3R Enclosures

### Application -

Designed to house electrical controls, instruments and components in an outdoor environment. Protects against rain, sleet and snow. For installation information, consult our Installation Manual at [www.saginawcontrol.com](http://www.saginawcontrol.com).

### Construction -

- 0.048", 0.060" & 0.075" galvanized steel.
- Concealed hinges.
- Spot weld construction.
- Rain cap.
- Mounting hole in back of enclosure.
- Provisions for sub-panel.
- Black quarter turn latches.
- Doors open 180 degrees.
- Black quarter turn latch with padlocking provisions.
- Oil resistant gasket.
- Ground studs on door and body.
- 3/8-16 grounding kit.
- Sub-panel mounting hardware included.

### Options -

Optional mounting straps or mounting foot kits available.

### Finish -

ANSI-61 gray powder coat inside and out. Optional sub-panels are powder coated white.

### IS7 - Industry Standards -

NEMA Type 3R  
UL Listed Type 3R  
CSA Type 3R  
IEC 60529 IP32

## HINGED COVER TYPE 3R ENCLOSURES

ENCLOSURE PRODUCT CODE N3						SUB-PANEL (P3)			
Catalog No.	Height (A)	Width (B)	Depth (C)	Industry Standard	List Price	Catalog No.	Panel Height (D)	Panel Width (E)	List Price
SCE-12R1206LP	12.00	12.00	6.00	IS7	76.66	SCE-12DLP12	9.00	9.00	13.67
SCE-12R1208LP	12.00	12.00	8.00	IS7	80.71	SCE-12DLP12	9.00	9.00	13.67
SCE-16R1206LP	16.00	12.00	6.00	IS7	99.88	SCE-16P12	13.00	9.00	14.81
SCE-16R1208LP	16.00	12.00	8.00	IS7	104.67	SCE-16P12	13.00	9.00	14.81
SCE-20R1606LP	20.00	16.00	6.00	IS7	134.15	SCE-20P16	17.00	13.00	30.37
SCE-20R1608LP	20.00	16.00	8.00	IS7	140.54	SCE-20P16	17.00	13.00	30.37
SCE-24R2006LP	24.00	20.00	6.00	IS7	205.54	SCE-24P20	21.00	17.00	45.57
SCE-24R2008LP	24.00	20.00	8.00	IS7	215.39	SCE-24P20	21.00	17.00	45.57
SCE-24R2012LP	24.00	20.00	12.00	IS7	231.21	SCE-24P20	21.00	17.00	45.57
SCE-24R2016LP	24.00	20.00	16.00	IS7	250.38	SCE-24P20	21.00	17.00	45.57
SCE-30R2408LP	30.00	24.00	8.00	IS7	284.18	SCE-30P24	27.00	21.00	63.29
SCE-30R2412LP	30.00	24.00	12.00	IS7	300.86	SCE-30P24	27.00	21.00	63.29
SCE-30R2416LP	30.00	24.00	16.00	IS7	322.06	SCE-30P24	27.00	21.00	63.29
SCE-36R2408LP	36.00	24.00	8.00	IS7	416.42	SCE-36P24	33.00	21.00	75.96
SCE-36R2412LP	36.00	24.00	12.00	IS7	435.69	SCE-36P24	33.00	21.00	75.96
SCE-36R2416LP	36.00	24.00	16.00	IS7	454.97	SCE-36P24	33.00	21.00	75.96
SCE-36R3008LP	36.00	30.00	8.00	IS7	442.40	SCE-36P30	33.00	27.00	101.27
SCE-36R3012LP	36.00	30.00	12.00	IS7	463.04	SCE-36P30	33.00	27.00	101.27
SCE-36R3016LP	36.00	30.00	16.00	IS7	482.10	SCE-36P30	33.00	27.00	101.27
SCE-42R3012LP	42.00	30.00	12.00	IS7	522.38	SCE-42P30	39.00	27.00	116.47
SCE-42R3016LP	42.00	30.00	16.00	IS7	549.06	SCE-42P30	39.00	27.00	116.47

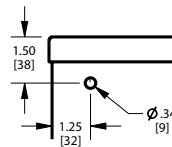
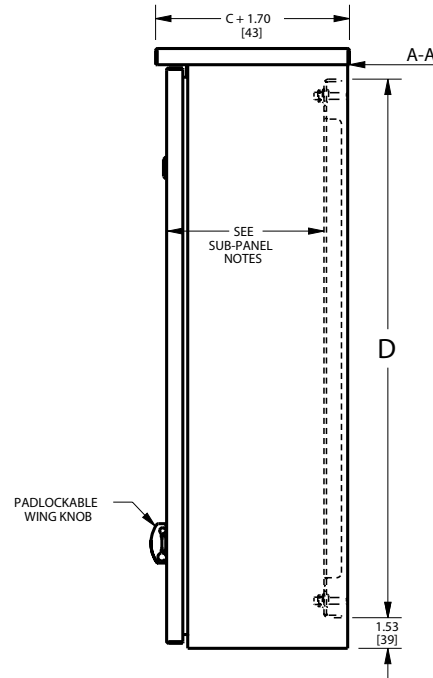
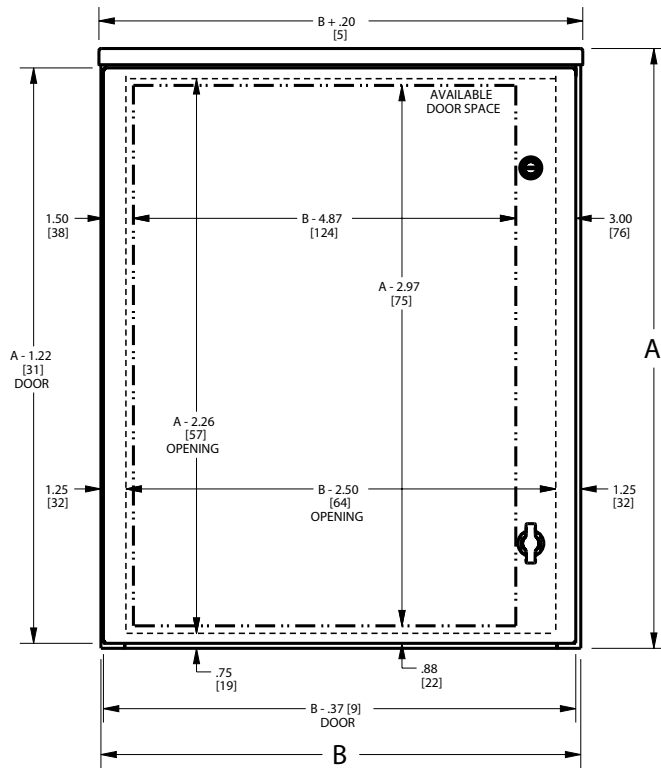


Phone (989) 799-6871  
Fax (989) 799-4524

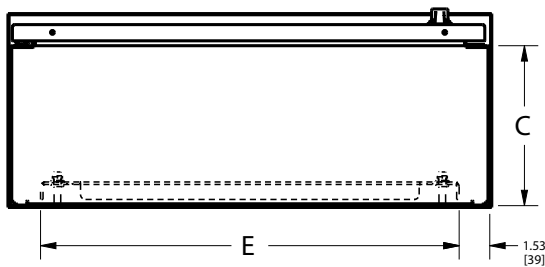


# HINGED COVER TYPE 3R ENCLOSURES

## TECHNICAL DATA



MOUNTING HOLES  
TYPICAL 4 PLACES  
DETAIL A-A



**LATCH NOTES:**  
Enclosures < 24.00 [610] high require only one padlocking latch centered on door.

Enclosures >= 24.00 [610] AND < 40.00 [1016] high require two latches on door

Enclosures >= 40.00 [1016] high require three latches.

**SUB-PANEL NOTES:**  
Dimensions are from the inside of the door  
C + 0.32 [8] for flat sub-panels  
C + 0.18 [5] for bent sub-panels

## Screw Cover Type 3R Enclosures

### Application -

Designed to house electrical controls, instruments and components in an outdoor environment. Protects against rain, sleet and snow. For installation information, consult our Installation Manual at [www.saginawcontrol.com](http://www.saginawcontrol.com).

### Construction -

- 0.048" & 0.063" galvanized steel.
- Spot weld construction.
- Rain cap.
- Mounting hole in back of enclosure.
- Slip on removable screw.
- Padlocking provisions.
- No gasket.
- No sub-panel or provisions.
- Ground studs on door and body.

### Options -

Optional mounting straps available.

### Finish -

ANSI-61 gray powder coated inside and out.

### IS7 - Industry Standards -

NEMA Type 3R  
UL Listed Type 3R  
CSA Type 3R  
IEC 60529 IP32



## SCREW COVER TYPE 3R ENCLOSURES

ENCLOSURE PRODUCT CODE N3					
Catalog No.	Height (A)	Width (B)	Depth (C)	Industry Standard	List Price
SCE-4R44	4.00	4.00	4.00	IS7	53.90
SCE-6R64	6.00	6.00	4.00	IS7	56.94
SCE-6R66	6.00	6.00	6.00	IS7	59.27
SCE-8R64	8.00	6.00	4.00	IS7	64.61
SCE-8R66	8.00	6.00	6.00	IS7	70.97
SCE-10R84	10.00	8.00	4.00	IS7	79.20
SCE-10R86	10.00	8.00	6.00	IS7	84.11
SCE-10R104	10.00	10.00	4.00	IS7	95.08
SCE-10R106	10.00	10.00	6.00	IS7	111.58
SCE-12R104	12.00	10.00	4.00	IS7	119.50
SCE-12R106	12.00	10.00	6.00	IS7	124.41
SCE-12R124	12.00	12.00	4.00	IS7	130.75
SCE-12R126	12.00	12.00	6.00	IS7	139.17

Phone (989) 799-6871  
Fax (989) 799-4524



# SCREW COVER TYPE 3R ENCLOSURES

## TECHNICAL DATA

