




SCE-SLMS SCE-SLOF



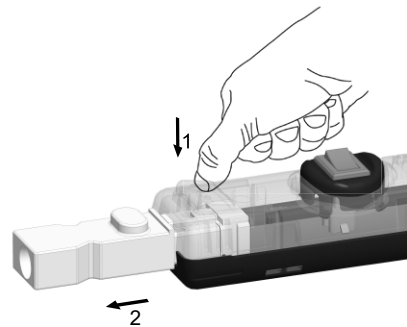
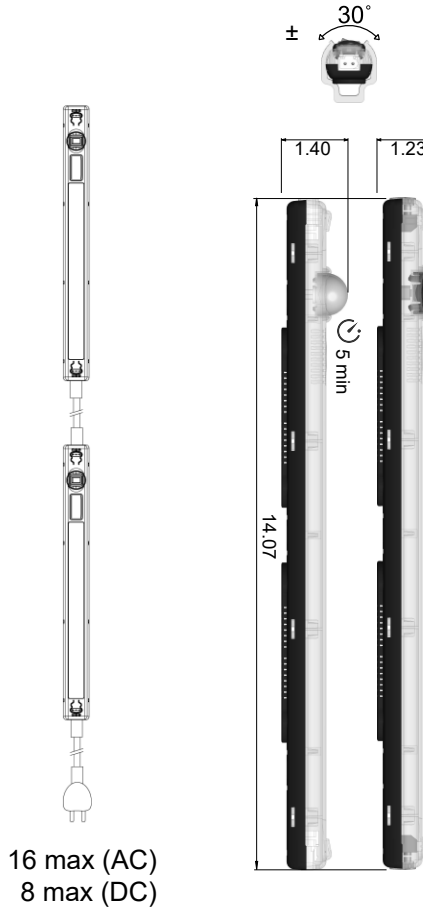
 24 V - 265 V (DC/AC)
5 WATT

 LED, 120°, 6500K, 400 Lm

 MAX. 90% Rh

 -20... 155°F

 4.9 oz.



USAGE

The lamp is used for the illumination of stationary control cabinets and electrical enclosures.

SAFETY GUIDELINES

- Installation must only be carried out by qualified electrical technicians in observation of the respective national power supply guidelines (IEC 60364).
- The safety measures according to VDE 0100 have to be ensured.
- Lamps with magnetic fixings need to be checked to ensure that the holding power of the magnets is sufficient for the respective application including the connection cable.
- The lamps must be mounted stationary.
- With the magnet fixing the lamp can be flexibly mounted inside the electrical enclosure.
- The technical specifications on the type plate must be strictly observed.
- The device must not be opened for repair.
- The lamp must not be used as a hand light.



WARNING

There is a risk of personal injury and equipment damage if the connection values are not observed or polarity is incorrect

**Saginaw Control & Engineering
Corporate Office**

95 Midland Rd
Saginaw, MI 48638

(989) 799-6871

Fax (989) 799-4524

sce@saginawcontrol.com

www.saginawcontrol.com