

Selection diagram



Code structure

**Attention!** The feasibility of a code number does not mean the effective availability of a product. Please contact our sales office.

**E2 1RJ459AAK**

Fixing ring and shaped ring	
<b>1</b>	Plastic ring (standard)
<b>2</b>	Plastic fixing ring and shaped ring
<b>3</b>	Metal ring
<b>4</b>	Metal ring and shaped ring

External bezel colour	
<b>1</b>	black (standard)
<b>9</b>	satin chrome (standard)

Rear connection	
<b>AK</b>	integrated RJ45 socket
<b>N1</b>	Output with PVC cable (length 1 m) and RJ45 male connector
<b>N1.5</b>	Output with PVC cable (length 1.5 m) and RJ45 male connector
<b>N2.5</b>	Output with PVC cable (length 2.5 m) and RJ45 male connector

Front connection	
<b>A</b>	integrated RJ45 socket



**Technical data**

**General data**

Connections:	RJ45
Data transmission speed:	1 Gb/s category 5e
Protection degree:	IP67 acc. to EN 60529 (with closed cap)
Ambient temperature:	-25°C ... +70°C
Tightening torque of the ring:	2 ... 2.5 Nm
Utilization requirements:	see page 149

**In compliance with standards:**

IEC 60947-1, IEC 60947-5-1, IEC 60204-1, EN 60947-1, EN 60947-5-1, EN 60204-1, EN 50581, UL 508, CSA 22-2 N°14

**Compliance with the requirements of:**

Low Voltage Directive 2014/35/EU, EMC Directive 2014/30/EU, RoHS Directive 2011/65/EU.

**Main features**

- RJ45 connectors
- Protection degree IP67
- Version with socket/socket
- Version with socket / cable with male connector

**Features approved by UL**

Ratings: 30 Vac, 1.5 A (Supplied by class 2 or limited energy external power supply source)  
 With port cover in open position "For Use on a Flat Surface of a Type 1"  
 With port cover in close position "For Use on a Flat Surface of a Type 1, 4X, 12 and 13"  
 Tightening torque 2.0 Nm.

Please contact our technical department for the list of approved products.

**Quality marks:**



UL approval: E131787  
 EAC approval: RU C-IT.YT03.B.00035/19

**General data**

**RJ45**



The network socket uses RJ45 connectors, for Ethernet networks. Its particular structure makes it possible to bring the Ethernet connection outside the electrical panel, without necessarily needing it to be opened.

**Metal fixing ring**

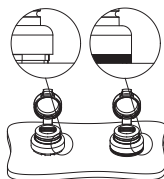


The fixing ring in metal is particularly suitable for those applications which require tighter fitting of the panel-mounted device, such as for example in metal panels having holes without reference notches.

**Protection degree IP67**

**IP67** These devices are designed to be used in the toughest environmental conditions and they pass the IP67 immersion test acc. to EN 60529. They can therefore be used in all environments where maximum protection degree of the housing is required.

**Shaped ring**



The shaped ring can be used when no label holder or other devices are applied; it prevents dirt and other residues from settling between the socket and the panel or housing. This turns out to be particularly useful in the sectors where high standards of cleanness and hygiene are required.

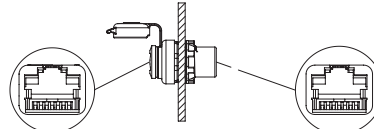
**Integrated protection cap**

The protection cap integrated in the device ensures maximum resistance, preventing any water or dirt to get inside. The cap remains attached to the device even when it is not fastened, avoiding it to get lost; besides, its design allows the mounting of label holders.

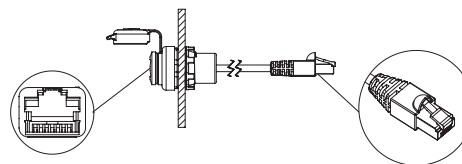
**Versions with socket and with cable**

For making device installation flexible and suitable for any situation there are two versions available:

- with socket-to-socket connection



- with female connector / cable with male connector (available in different lengths)



**Dimensions**

All values in the drawings are in mm

