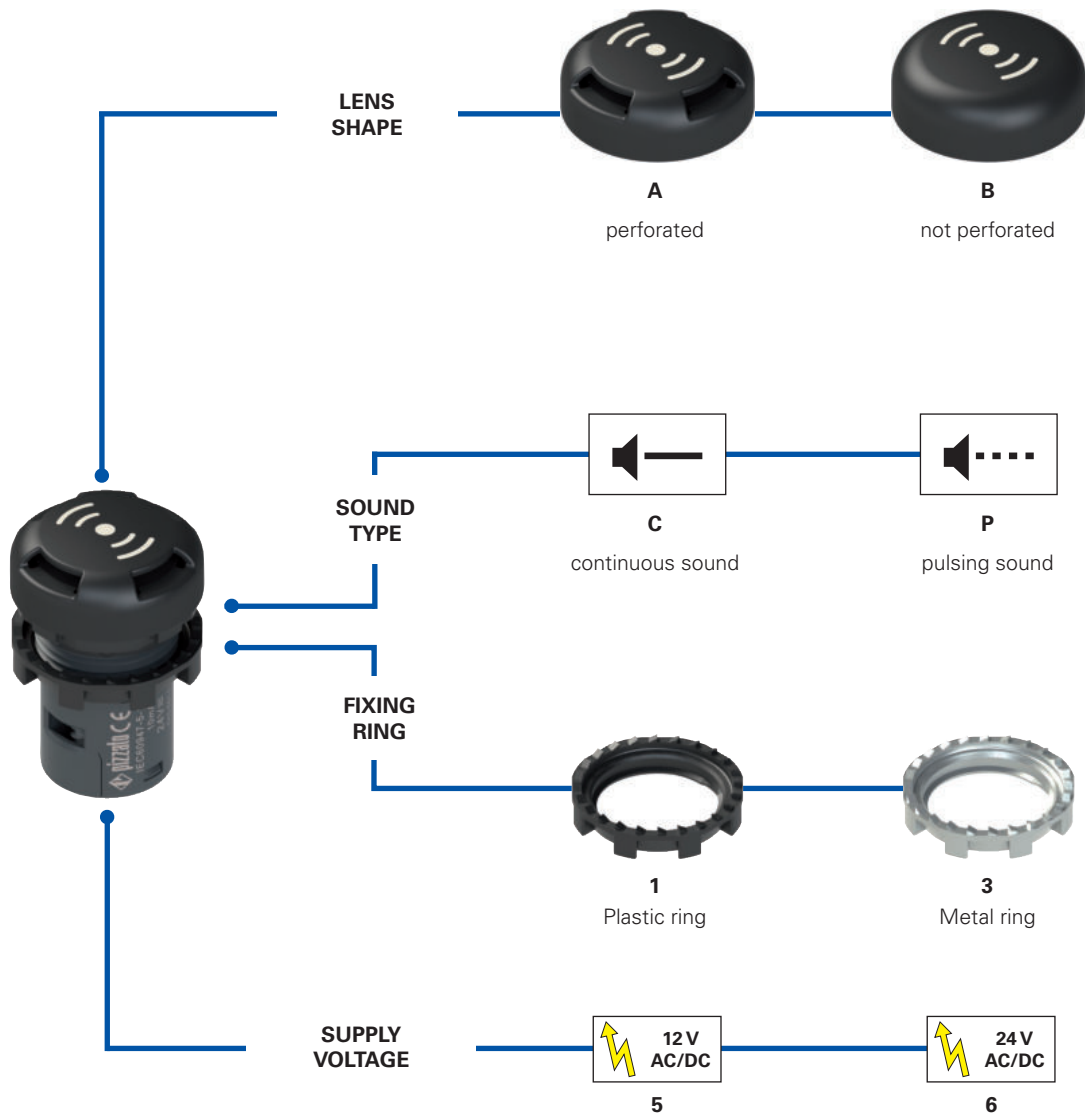


Selection diagram



Code structure**Attention!** The feasibility of a code number does not mean the effective availability of a product. Please contact our sales office.**E6 1IS6A1CV1B**

Fixing ring and shaped ring		Sound type	
1	Plastic ring	C	continuous sound
2	Plastic fixing ring and shaped ring	P	pulsing sound
3	Metal ring		
4	Metal fixing ring and shaped ring		

Supply voltage		Lens shape	
5	12 Vac/dc	A	perforated
6	24 Vac/dc	B	not perforated



Main features

- Buzzer fully integrated in a reduced-size monolithic body
- Protection degree up to IP67 and IP69K
- Continuous sound and pulsed sound versions
- High sound intensity
- 12 Vac/dc or 24 Vac/dc versions

Quality marks:



UL approval: E131787
EAC approval: RU C-IT.YT03.B.00035/19

Technical data

General data

Protection degree:	IP40 acc. to EN 60529
Version with perforated lens:	IP67 acc. to EN 60529
Version with perforation-free lens:	IP69K acc. to ISO 20653 (with shaped ring VE GP12H1A or label holder VE PT32A00A0)
Ambient temperature:	-20 °C ... +70 °C
Tightening torque of the terminal screws:	0.8 ... 1 Nm
Tightening torque of the fixing ring:	2 ... 2.5 Nm
Utilization requirements:	see page 149

Electrical data

Operating voltage U_n :	12 Vac/dc or 24 Vac/dc
Supply voltage tolerance:	$\pm 15\%$ of U_n
Operating current:	10 mA
Minimum level of sound intensity:	
24 Vac/dc versions:	95 dB at 10cm (perforated lens) 80 dB at 10cm (perforation-free lens)
12 Vac/dc versions:	90 dB at 10cm (perforated lens) 75 dB at 10cm (perforation-free lens)
Frequency of intermittence (pulsed version):	0.6 Hz (0.8 s ON, 0.8 s OFF)
Cable cross section:	min 1 x 0.34 mm ² (1 x AWG 22) max. 2 x 1.5 mm ² (2 x AWG 16)
Cable stripping length (x):	6 mm



In compliance with standards:

IEC 60947-1, IEC 60947-5-1, IEC 60204-1, EN 60947-1, EN 60947-5-1, EN 60204-1, EN 50581, UL 508, CSA 22-2 N°14.

Compliance with the requirements of:

Low Voltage Directive 2014/35/EU, EMC Directive 2014/30/EU, RoHS Directive 2011/65/EU.

Features approved by UL

Ratings: 12 Vac/dc or 24 V ac/dc (Supplied by class 2 or limited energy external power supply source)

- E6 xISxAxxxx "For Use on a Flat Surface of a Type 1"
- E6 xISxBxxxx "For Use on a Flat Surface of a Type 1, 4X, 12 and 13"

Wire range 16-22 AWG

The tightening torque of the Terminals Block is 0.8 - 1.0 Nm

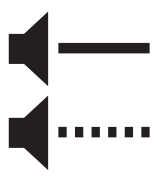
General data

Protection degrees IP67 and IP69K

IP69K
IP67

These devices are designed to be used in the toughest environmental conditions and they pass the IP67 immersion test acc. to EN 60529. They can therefore be used in all environments where maximum protection degree of the housing is required. Due to their special design, these devices are suitable for use in equipment subjected to cleaning with high pressure hot water jets. These devices meet the IP69K test requirements according to ISO 20653 (water jets with 100 bar and 80°C).

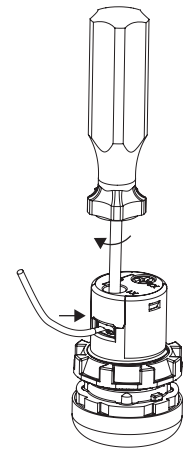
Two sound types





The E6 buzzer combines compact external dimensions with a high sound intensity, in particular in the versions with perforated lens. This characteristic makes the signalling clearly noticeable, even at a distance and in noisy environments. To diversify the type of indication provided, there are two different types of acoustic warning available: continuous sound or pulsing sound.

Integrated screw connection

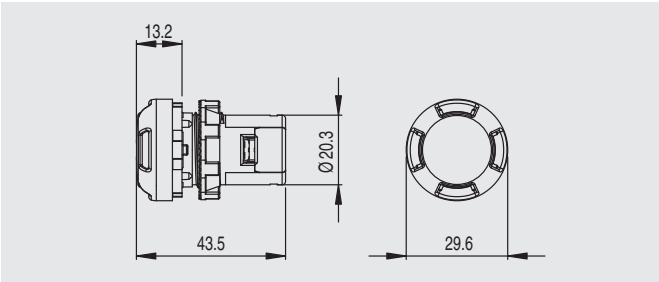
The shape of the type E6 sound indicator, though very compact, allows the integration on the device of all components for proper installation and functioning. All that is required is to wire the device by means of its screw terminals in a quick and intuitive way. There is no need to install further components.



Selection table

Lens shape	Sound type and supply voltage			
	Continuous sound ◀—		Pulsing sound ◀--	
	12 Vac/dc	24 Vac/dc	12 Vac/dc	24 Vac/dc
 perforated	E6 1IS5A1CV1B	E6 1IS6A1CV1B	E6 1IS5A1PV1B	E6 1IS6A1PV1B
 not perforated	E6 1IS5B1CV1B	E6 1IS6B1CV1B	E6 1IS5B1PV1B	E6 1IS6B1PV1B

Dimensions All values in the drawings are in mm



Minimum distances for installation

