

PF 43.000 EMC | PFA 40.000 EMC

ECOOL FILTERFAN | EXHAUST FILTER 233–292 m³/h

- installation size 4, air flow rate up to 292 m³/h
- two performance classes, cut-out compatible
- secure contact due to improved contact springs on the screen grid
- system of protection IP 54 and IP 55, NEMA type 12
- UL, cUL approval
- UV-resistance (IP 55 version)
- cut-out compatible to installation size 4 of the 3rd and 4th Generation



PRODUCT		PF 43.000 EMC					
ARTICLE NO.	IP 54	11843101055	11843151055	11843851055	11843801055	11843701055	Unit
ARTICLE NO.	IP 55	11843103055	11843153055	11843853055	11843803055	11843703055	

DATA							
Rated voltage ±10 %		AC 50 60 Hz		DC			V
		230	115	12	24	48	
Unimpeded airflow	IP 54	256 292					m³/h
	IP 55	233 265					
Airflow rate in comb. with exhaust filter	IP 54	231 265					
	IP 55	180 207					
Power consumption		45 39	40 40	12			W
Current consumption		0.32 0.26	0.5 0.5	1	0.5	0.25	A
Noise level according to EN ISO 3741		42 46			42		dB (A)
Weight		1.83			1.77		kg
Type of connection		spring-type terminal					
Fuse		6					A
System of protection according to EN 60529 / UL 50	IP 54	NEMA type 12 - standard filter					
	IP 55	NEMA type 12 - fluted filter					
Filtration efficiency	IP 54	88					%
	IP 55	91					
Filter mat quality class according to EN 779	IP 54	G 3					
	IP 55	G 4					
Duty cycle		100					%
Bearing type		ball bearing					
Service life L ₁₀ (+ 40 °C) ¹		40000			80000		h
Temperature range		-40 ... +55 -40 ... +131					°C °F
Design (housing and protection against accidental contact)	IP 54	made of injection-moulded thermoplastic, self-extinguishing, UL 94 V0					
	IP 55	additional: UV-resistant					
EMC screen		stainless steel					
Colour		RAL 7035 different colours available on request					

ACCESSORIES		ARTICLE NUMBER
Exhaust filter		11940001055
Spare filter mats	5 pieces	18611600032
Thermostat		17121000000
Hygrostat		17207000000
Rainhood in stainless steel		18102000017

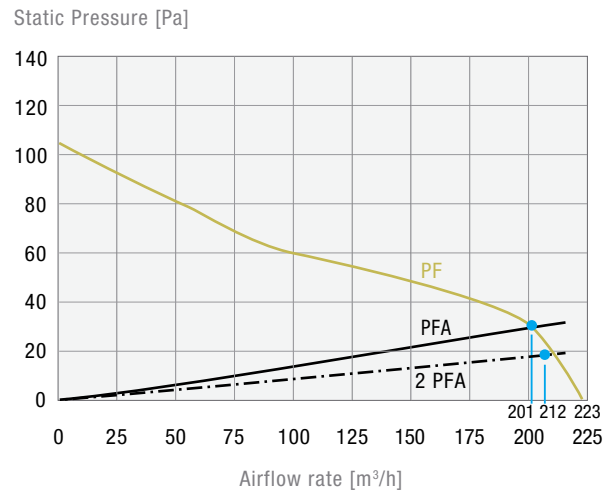
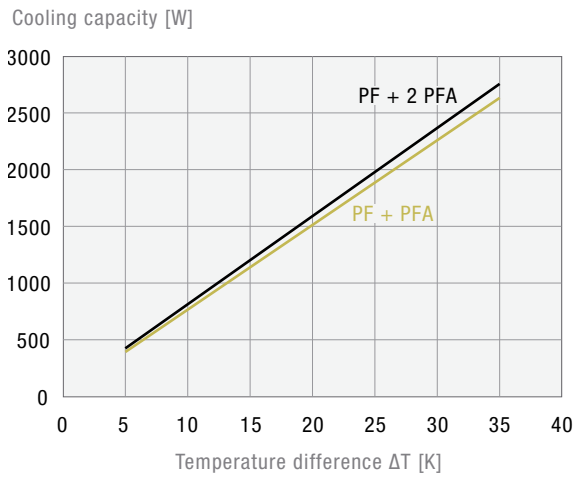
For additional models, options and voltages visit www.pfannenber.com or contact us directly.

¹ fan failure is defined as being when the current and speed deviate or the operating noises are out of the ordinary

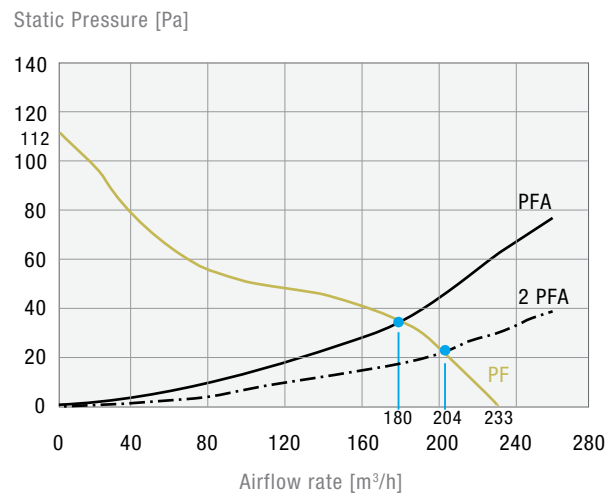
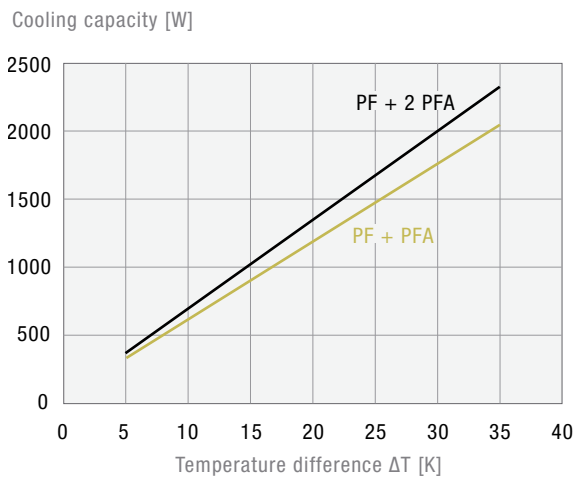
Cooling capacity performance curves

Static pressure performance curve

PF 43.000 EMC IP 54



PF 43.000 EMC IP 55



Dimensions

mm	PF 43.000 EMC	DC	PFA 40.000 EMC
X	252	252	252
Y	252	252	252
Z1	6	6	6
Z2	113	97	38
A	224	224	224
B	224	224	224

