



Diffuse mode sensor ML17-8-450/115b/136

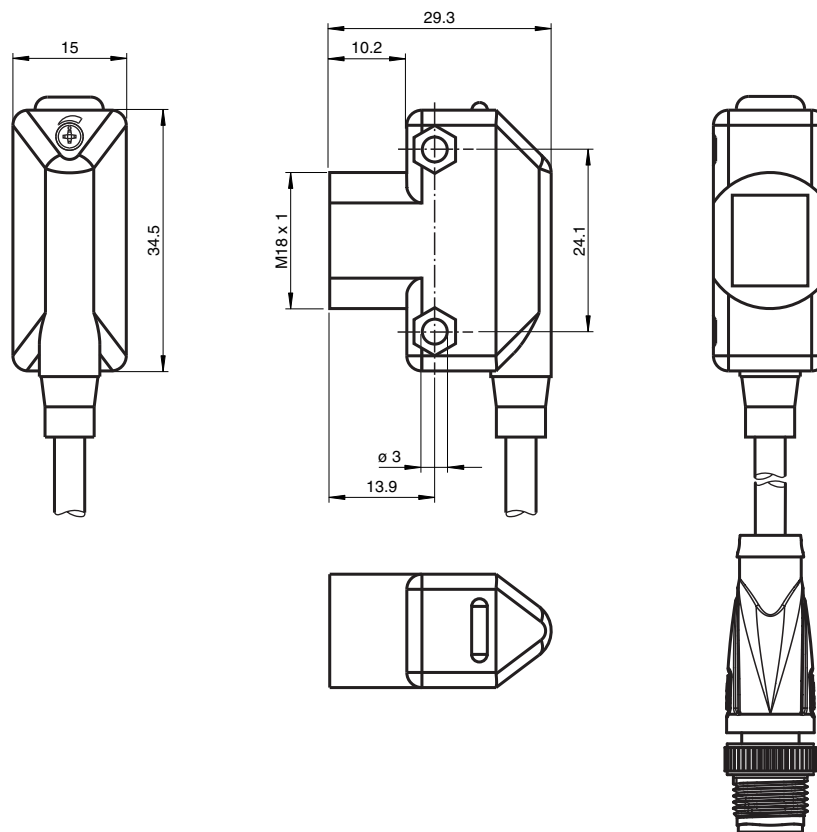


- Compact, versatile housing
- 360° high visibility LEDs
- Adjustable sensing range
- Front mounting with M18-threads or side mounting holes

Diffuse mode sensor



Dimensions



Technical Data

General specifications

Detection range	10 ... 450 mm
Adjustment range	60 ... 450 mm
Reference target	standard white, 100 mm x 100 mm
Light source	IREL

Release date: 2020-07-22 Date of issue: 2020-07-22 Filename: 909112_eng.pdf

Refer to "General Notes Relating to Pepperl+Fuchs Product Information".

Pepperl+Fuchs Group
www.pepperl-fuchs.com

USA: +1 330 486 0001
fa-info@us.pepperl-fuchs.com

Germany: +49 621 776 1111
fa-info@de.pepperl-fuchs.com

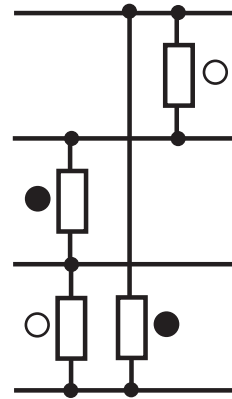
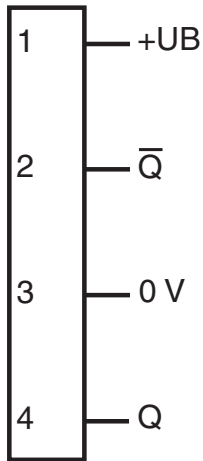
Singapore: +65 6779 9091
fa-info@sg.pepperl-fuchs.com

PF PEPPERL+FUCHS

Technical Data

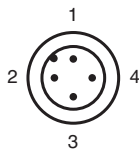
Light type	modulated infrared light , 950 nm	
Ambient light limit	≤ 10000 Lux	
Indicators/operating means		
Operation indicator	LED green	
Function indicator	LED yellow, lights up with receiver lit	
Control elements	Sensing range adjuster	
Electrical specifications		
Operating voltage	U_B	10 ... 30 V DC , class 2
Ripple	max. 10 %	
No-load supply current	I_0	< 25 mA
Time delay before availability	t_v	≤ 200 ms
Output		
Switching type	light/dark on	
Signal output	2 push-pull (4 in 1) outputs, short-circuit protected, reverse polarity protected, overvoltage protected	
Switching voltage	max. 30 V DC	
Switching current	max. 100 mA per output	
Voltage drop	U_d	≤ 2.5 V DC
Switching frequency	f	500 Hz
Response time	≤ 1 ms	
Conformity		
Product standard	EN 60947-5-2	
Approvals and certificates		
UL approval	cULus	
CCC approval	CCC approval / marking not required for products rated ≤36 V	
Ambient conditions		
Ambient temperature	-20 ... 55 °C (-4 ... 131 °F)	
Storage temperature	-20 ... 70 °C (-4 ... 158 °F)	
Mechanical specifications		
Housing width	15 mm	
Housing height	34.5 mm	
Degree of protection	IP67	
Connection	150 mm PVC cable with 4-pin, M12 connector	
Material		
Housing	ABS	
Optical face	Acrylic	
Mass	approx. 23 g	

Connection Assignment



○ = Light on
● = Dark on

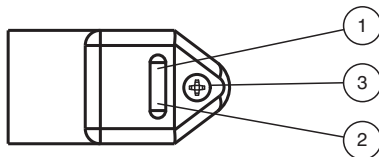
Connection Assignment



Wire colors in accordance with EN 60947-5-2

1	BN	(brown)
2	WH	(white)
3	BU	(blue)
4	BK	(black)

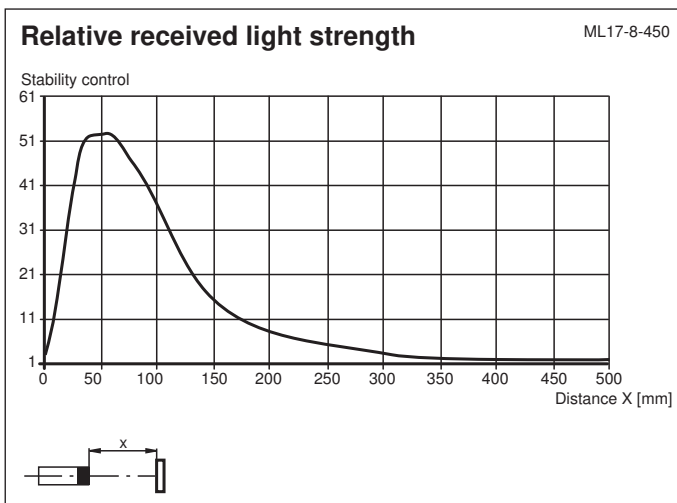
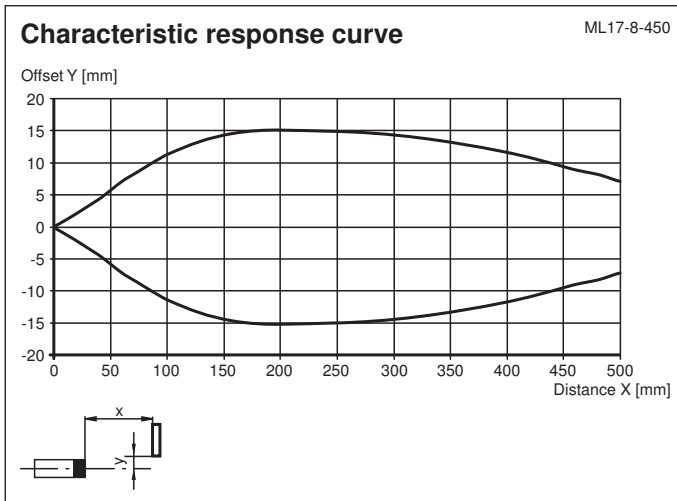
Assembly







1	Signal display	yellow
2	Operating display	green
3	Sensitivity adjustment	

Release date: 2020-07-22 Date of issue: 2020-07-22 Filename: 909112_eng.pdf

Characteristic Curve



Accessories

	OMH-ML17	Mounting bracket
	OMH-ML17-1	Mounting bracket
	V1-G-2M-PUR	Female cordset, M12, 4-pin, PUR cable
	V1-W-2M-PUR	Female cordset, M12, 4-pin, PUR cable

Release date: 2020-07-22 Date of issue: 2020-07-22 Filename: 909112_eng.pdf