

Features

- Intrinsically safe (Ex ic)/non-incendive outputs
- Impact resistant polycarbonate, NEMA 4x
- Configurable cable entries for trunk and spurs
- Packaged solution
- For FOUNDATION Fieldbus H1 and PROFIBUS PA
- Installation in Class I, Division 2

Function


This Segment Protector Junction Box is a device coupler with FieldConnex® Segment Protectors for Zone 2/Div 2. Devices can be located in Zone 2/Div 2. The number of outputs and size can be selected.

Impact-resistant polycarbonate provides corrosion resistance. It is light weight and easy to modify. The clear cover makes it easy to see the coupler's LEDs.

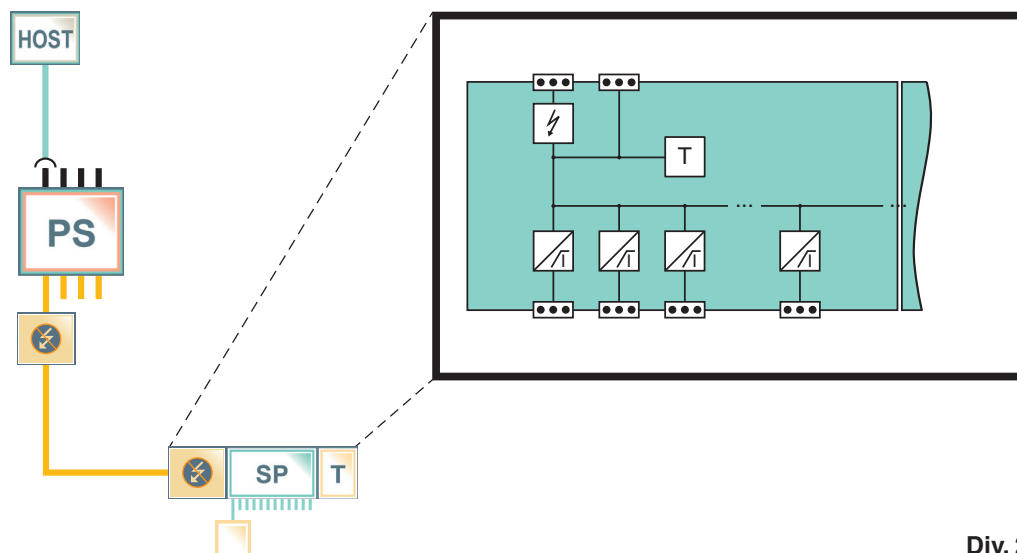
Trunk and spur entries can be selected individually from a range of cable glands and quick disconnects.

This junction box is available pre-wired, with all accessories, for fast ordering, delivery, site installation, and commissioning.

Assembly



Connection



Release date 2017-02-02 16:28 Date of issue 2017-02-02 t47945_eng.xml

Refer to "General Notes Relating to Pepperl+Fuchs Product Information".

Pepperl+Fuchs Group
www.pepperl-fuchs.com

USA: +1 330 486 0002
pa-info@us.pepperl-fuchs.com

Germany: +49 621 776 2222
pa-info@de.pepperl-fuchs.com

Singapore: +65 6779 9091
pa-info@sg.pepperl-fuchs.com

General specifications	
Design / Mounting	Outside installation
Installed components	Segment Protector R2-SP-IC* For technical data on installed electronic component see data sheet.
Conformity	
Degree of protection	EN 60529
Ambient conditions	
Ambient temperature	-35 ... 70 °C (-31 ... 158 °F)
Storage temperature	-40 ... 85 °C (-40 ... 185 °F)
Relative humidity	95 % , no moisture condensation
Mechanical specifications	
Enclosure cover	detachable cover with retaining screws
Degree of protection	IP67, NEMA 4, NEMA 4X, NEMA 6, NEMA 12, NEMA 13
Cable entry	cable gland and stopping plug options see separate table
Material	
Housing	polycarbonate, impact resistant
Seal	Polyurethane (PUR) , one-piece
Material thickness	enclosure body: 4 mm enclosure cover: 3 mm
Dimensions	(W x H x D) 160 x 240 x 90 mm
Mounting	holes Ø4.5 mm

Connection type

Type	Cable gland			Plug connection		Conduit connection 1/2CB
	CGP	CGB	CGS	7/8S	M12S	
Mechanical specifications						
Protection degree	IP67	IP67	IP67	IP67	IP67	IP67
Material	polyamide	nickel-plated brass	stainless steel	stainless steel	stainless steel	nickel-plated brass
Thread	M16	M16	M16	M16	M16	M16
Outer sheath (mm)	5 ... 10	5 ... 10	5 ... 10	7/8" thread	M12	½" NPT conduit
Cable						
Suitable for armored cable	no	no	no	no	no	no

Release date 2017-02-02 16:28 Date of issue 2017-02-02 t47945_eng.xml

Type code/model number

Electronic type

SPJB Enclosure solution for R2-SP-N**

Number of spurs

- 4 4 spurs
- 6 6 spurs
- 8 8 spurs
- 10 10 spurs
- 12 12 spurs

Enclosure material

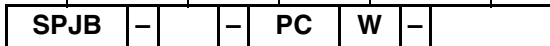
PC Polycarbonate, painted, IP67, NEMA 4, NEMA 4x, NEMA 6, NEMA 12, NEMA 13

Window

W With window

Connection type

- NF** No fitting
- CGP** Cable gland M16, polyamide
- CGB** Cable gland M16, nickel-plated brass
- CGS** Cable gland M16, stainless steel
- 7/8S** Plug connection M16, stainless steel, 7/8" thread
- M12S** Plug connection M16, stainless steel, M12 thread
- 1/2CB** Conduit connection M16, nickel-plated brass, 1/2" NPT conduit adapter



Predefined characters indicate pre-set attributes.