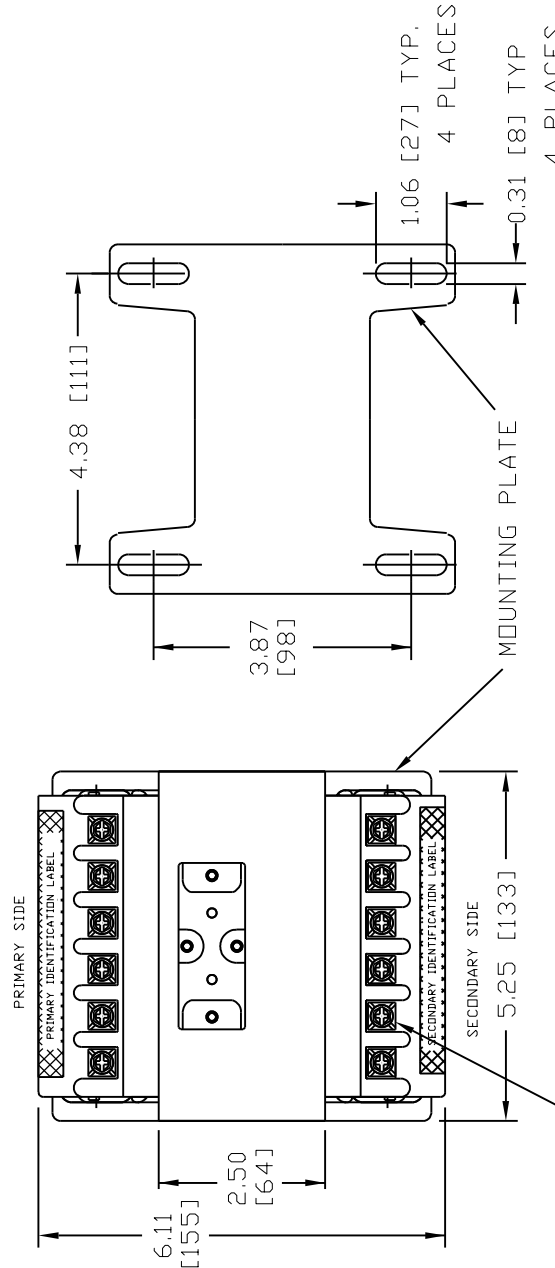


Transformer Specifications	
PRIMARY VOLTAGE(S)	690
SECONDARY VOLTAGE(S)	120x240
RATED V.A.	500
RATED FREQUENCY	50/60
INSULATION CLASS	130
AGENCY APPROVALS	ND U.L. DR C.S.A. APPROVALS
ESTIMATED WEIGHT	16.2 LBS

TEST REQUIREMENTS			
WINDING	H2-H1	X4-X3	X2-X1
D.C.VOLTS	480	87.16 *	87.16 *
LOAD VOLTS	480	83.48	83.48
F.L. AMPS	0.829	2.083	2.083
HI-POT	4800V	3000V	
EXCITING AMPS	0.084AMPS MAX @ 480VOLTS, 50HZ		
EXCITING WATTS	18.1 MAX		

* VOLTAGE TOLERANCE IS 86.51 to 87.81 VOLTS



FOR CLARITY TOUCHPROOF TERMINAL COVERS SHOWN ON END VIEW ONLY

10-32 PHIL-SLDT-5/16" HEX WITH SEMS WASHER

MICRON
TRANSFORMERS

500VA
PRIMARY:
690
SECONDARY:
120X240
FREQUENCY:
50/60HZ

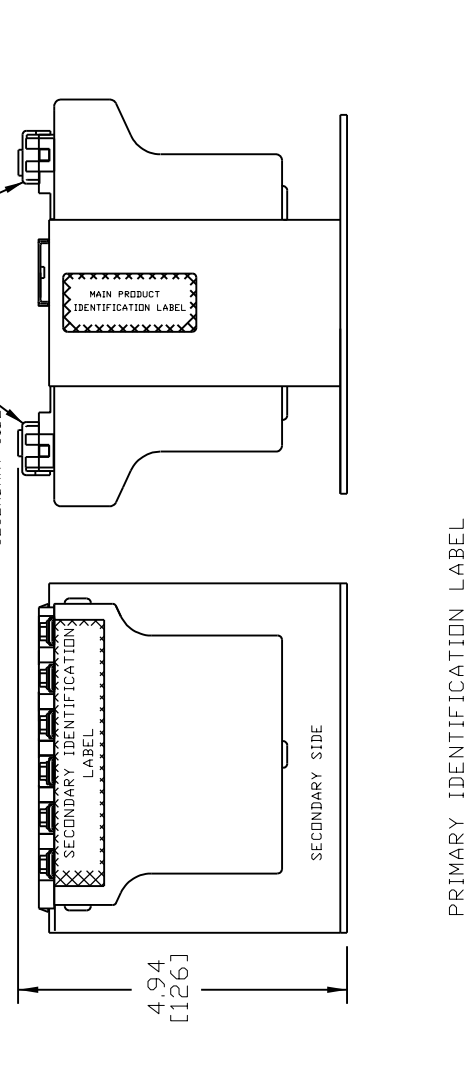
MADE IN USA

B500-0656-5F
SERIES 2

Cat. 24115

QTY. 1

www.MicronTransformers.com



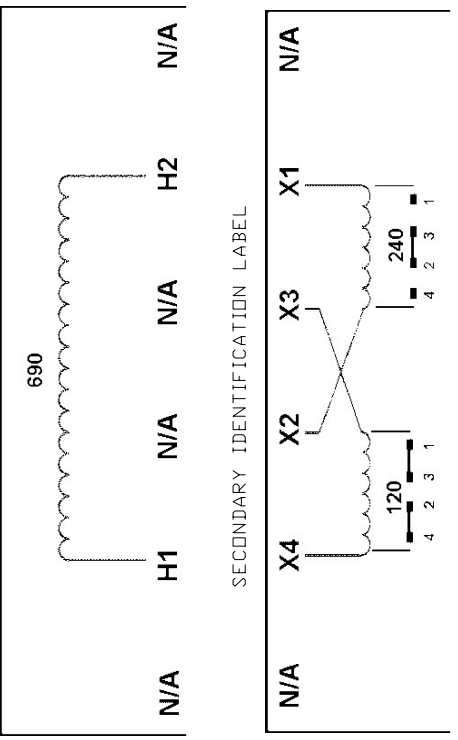
MICRON
TRANSFORMERS

Imperial
SERIES 2

500VA 50/60HZ
TEMP CL. 130°C

B500-0656-5F
SERIES 2

Cat. NO. 24115



PACKAGED ACCESSORIES	
1	1 PAIR OF JUMPERS
-	-
-	-
-	-

MICRON TRANSFORMERS		MICRON INDUSTRIES CORPORATION 11111 Tel: (800)564-4660 Fax: (630)516-1820 www.MicronPower.com	
DATE	6/13/11	DRAWN	J.G.V.
RELEASE DATE		CHECKED	
CUSTOMER PART NO.		APPROVED	
MICRON PART NO.		B500-0656-5FA777A2	
SCALE	C	SIZE	INDNE
		B500-0656-5F	

NOTE:
1. ALL MEASUREMENTS IN INCHES(MM).

CONNECTION DIAGRAM

NOTES AS APPLICABLE:
1) DO NOT SCALE DRAWING
2) UNLESS OTHERWISE SPECIFIED, DIMENSIONS ARE IN INCHES, AND TOLERANCES ARE:
FRACTIONS .XX .020 ANGLES ±1/2°
DECIMALS .XXX .010