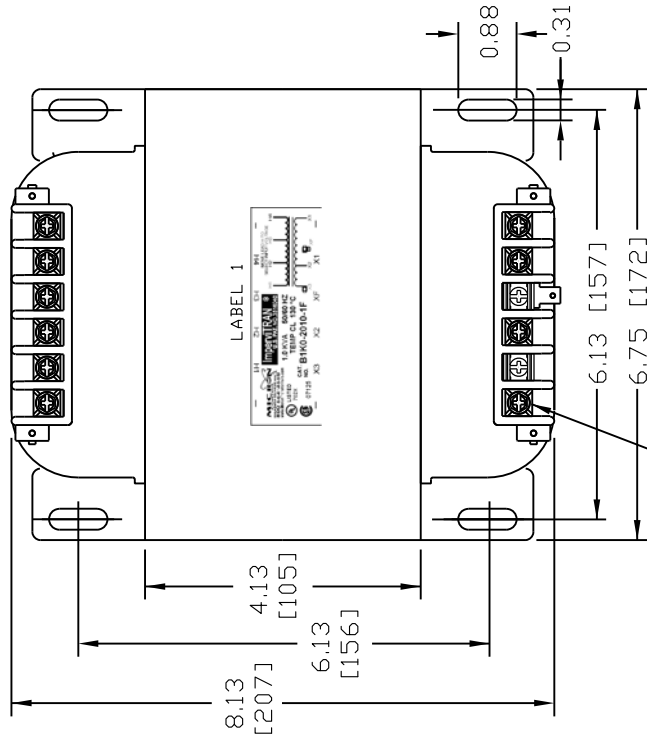
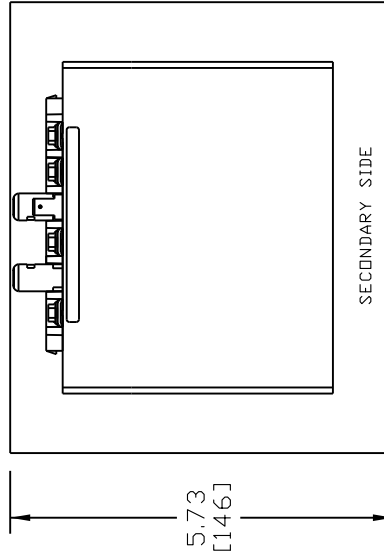


PRIMARY SIDE



TERMINAL SCREWS ARE COMBINATION 10-32 PHIL-SLOT-5/16" HEX WITH SEMS WASHER


SECONDARY SIDE



LABEL 1



LABEL 2



IND. BOX LABEL

1000VA
PRIMARY:
 208/230/460
SECONDARY:
 24/115
FREQUENCY:
 50/60 HZ
 QTY. 1

 MADE IN USA
B1K0-2010-1F
 Cat. **07125**
 www.microntransformers.com

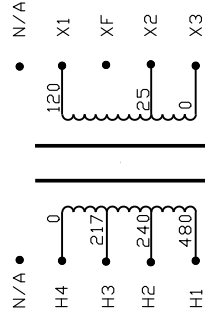
Transformer Specifications

PRIMARY VOLTAGE(S)	208/230/460 (TRIPLE)
SECONDARY VOLTAGE(S)	24/115
RATED V.A.	1000
RATED FREQUENCY	50/60
INSULATION CLASS	130
AGENCY APPROVALS	UL, CUL
ESTIMATED WEIGHT	48.4 LBS

TEST REQUIREMENTS

WINDING	H4-H3-H2-H1	X3-X2-X1
D.C.VOLTS	216.3-240-480	25.4-123.4
LOAD VOLTS	217-240-480	25-120
F.L. AMPS	4.568/2.284	40.00/8.333
HI-POT	4800V	3000V
EXCITING AMPS	0.40AMPS @ 480 VOLTS, 50HZ	
EXCITING WATTS	50.0	

PRIMARY SIDE SECONDARY SIDE



N/A • N/A

CONNECTION DIAGRAM

NOTE:

1. ALL MEASUREMENTS IN INCHES (MM)

PACKAGED ACCESSORIES

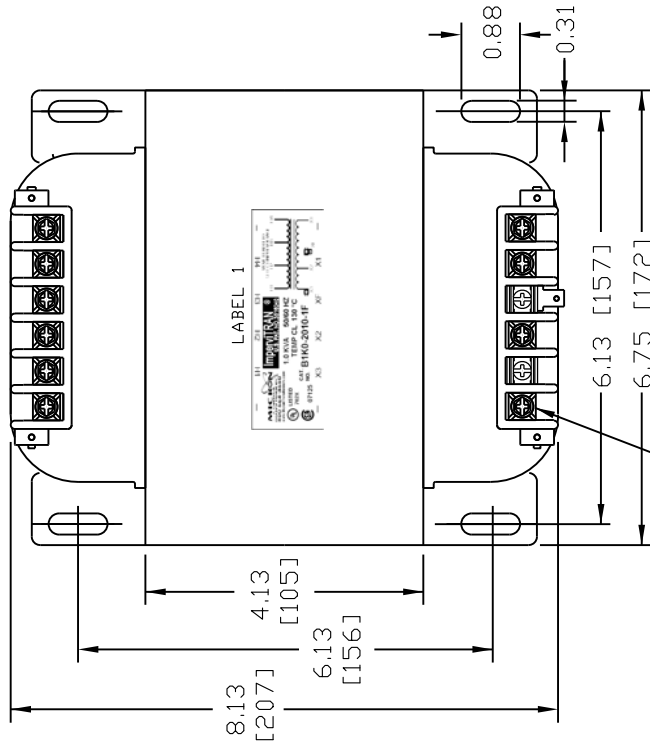
1	
-	
-	



MICRON INDUSTRIES CORPORATION
 777 CHURCH ROAD
 ELMHURST, IL 60126
 Tel. (800)664-4600
 www.microntransformers.com

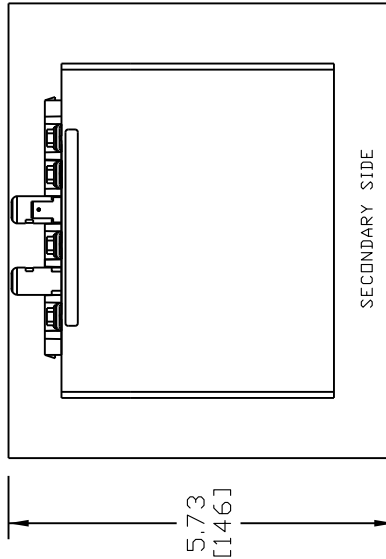
DATE	8/28/08	ISSUED	J.G.V.	CHECKED	APPROVED
RELEASE DATE		CUSTOMER PART NO.			
MICRON PART NO.		B1K0-2010-1FA7777A0			
SCALE		B1K0-2010-1FA7777B0			
SIZE	C				
BY	J.V.				
DATE	8/28/08				
REVISIONS					
A(1) CHANGE OF LABEL NOTE	AN03954				
A NEW					
ECL					

PRIMARY SIDE



TERMINAL SCREWS ARE COMBINATION 10-32 PHIL-SLOT-5/16" HEX WITH SEMS WASHER

SECONDARY SIDE



LABEL 1



LABEL 2

INPUT VOLTAGE	H4-H3	H4-H2	H4-H1	OUTPUT VOLTAGE	XF-X2	XF-X1
-	240	480	480	25	120	120
208	230	460	460	24	115	115
200	220	440	440	23	110	110

NOTE: IF BOTH OUTPUTS ARE USED SIMULTANEOUSLY, REPLACE XF WITH X3 AND FUSE THROUGH X2 AND X1 IF REQUIRED.

IND. BOX LABEL

MICRON INDUSTRIES CORPORATION
 800 664-4660
 www.MicronTransformers.com

1000VA
 PRIMARY:
 208/230/460
 SECONDARY:
 24/115
 FREQUENCY:
 50/60 HZ

QTY. 1

MADE IN USA

B1K0-2010-1F

Cat. **07125**

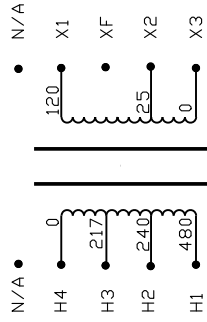
Transformer Specifications

PRIMARY VOLTAGE(S)	208/230/460 (TRIPLE)
SECONDARY VOLTAGE(S)	24/115
RATED V.A.	1000
RATED FREQUENCY	50/60
INSULATION CLASS	130
AGENCY APPROVALS	UL, CUL
ESTIMATED WEIGHT	48.4 LBS

TEST REQUIREMENTS

WINDING	H4-H3-H2-H1	X3-X2-X1
D.C. VOLTS	216.3-240-480	25.4-123.4
LOAD VOLTS	217-240-480	25-120
F.L. AMPS	4.568/2.284	40.00/8.333
HI-POT	4800V	3000V
EXCITING AMPS	0.40AMPS @ 480 VOLTS, 50HZ	
EXCITING WATTS	50.0	

PRIMARY SIDE SECONDARY SIDE



N/A • N/A

CONNECTION DIAGRAM

NOTE:

1. ALL MEASUREMENTS IN INCHES (MM)

PACKAGED ACCESSORIES

1	-	-	-
---	---	---	---

MICRON INDUSTRIES CORPORATION
 777 CHURCH ROAD, ELMHURST, IL 60126
 Tel. (800)664-4660, (630)516-1222 Fax (630)516-1850
 ***Micron Fans Formerly Scon

DATE	8/28/08	DRAWN	J.G.V.	CHECKED	APPROVED
RELEASE DATE		CUSTOMER PART NO.			
MICRON PART NO.		B1K0-2010-1FA7777A0			
SCALE		B1K0-2010-1FA7777B0			
SIZE	C	NONE			
BY	J.V.	DATE	8/28/08		
REVISIONS					
ECL					