

# PTD Series D56mm LED Dome Head Tower Light



Dome shape LED Signal Light featuring enhanced visibility and maintenance free operation.



## Feature

- LED modular components
- Bright & even light distribution through prism-cut lenses
- Fast & easy assembly with inter-locking construction
- 6 base mount options
- IP65 rated
- RoHS compliant

## Ordering Information

PTD - A P F - 1 02 - R - B (V)

① ② ③ ④ ⑤ ⑥ ⑦ ⑧

\* Options

### 1. Body Unit

			Apply to Mounting style
S	Flat Based Body	Code7	C
A	Pole Mount Standard Body	Code7 + Code10	G/P/R/M/W/D
D	Short Body	Code6	P/R/M/W/D
L	Small Surface Body	Code17	C

Note: "D", "L" Type - Power Supply 24V AC/DC Only

### 2. Mounting Style

C	Surface Mount	Code 18
G	Plastic mount base (MAM-B070B)	Code 8 + Code 16
P	Pole + Plastic mount base (MAM-B070D)	Code 8 + Code 11
M	Pole + Plastic M20 screw mount base (MAM-B025)	Code 8 + Code 9
W	Pole + Wall Mount Bracket (MAP-DS40)	Code 8 + Code 12
D	Pole + Aluminum Pole mount base (MAM-DS32)	Code 8 + Code 22

### 3. Light Style

	Steady Light
F	Steady + Flashing Light

### 4. Number of Stacks

1	1 Stack
---	---------

### 5. Power Supply

02	24V AC/DC
FF	90-240V AC

### 6. LED Colors

R	Red	
Y	Yellow	
G	Green	1 Color
B	Blue	
C	Clear	
RYG	Red, Yellow, Green	3 Colors in 1
RGB	Red, Green, Blue	

Note: 3 Colors in 1 Lens color → Clear

### Options

#### 7. Body Colors

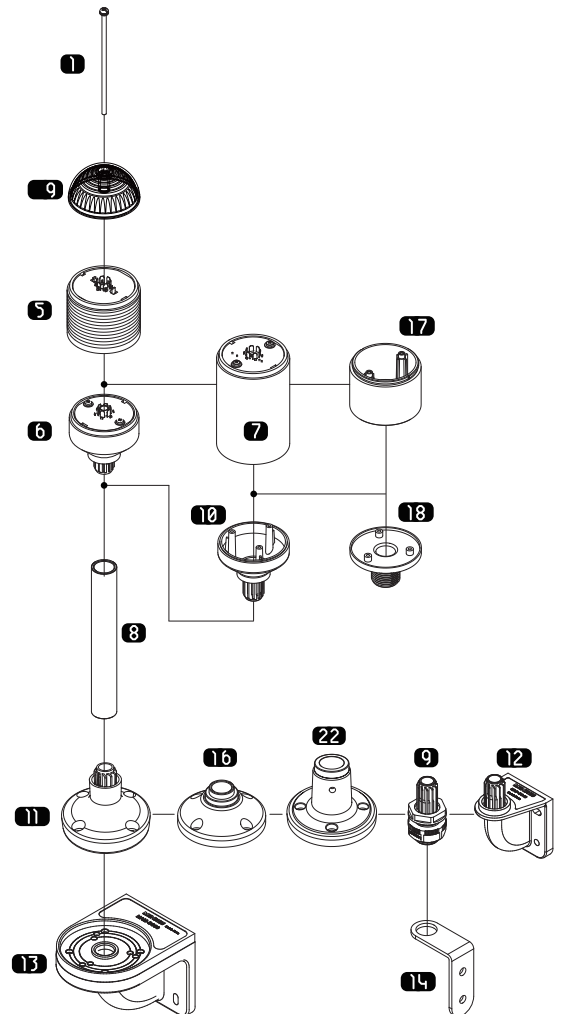
B	Black
---	-------

Note: Standard Body Color - White Ivory.

#### 8. Light Style

(V)	Continuous Flashing Flashing Cycle: (240Times/minute)
-----	---

## Exploded View / Part Code



See Page 35 ~ 37  
for Mounting Options and Accessories.


## Specifications

### Body Units

Operation/Function	Steady, Flashing
Power Supply	AC/DC 24V, AC 90 ~ 240V 50/60Hz
Lens Color	Red, Yellow, Green, Blue & Clear
Lens Diameter	56 mm (2.2 inch)
Maximum Tier	1
Flash Rate (±10%)	80 times/minute, 240times/minute (V type)
Vibration	0.75mm at 10~55Hz
Ambient Temperature	-15 to 40°C
Storage Temperature	-20 to 70°C
Ambient Humidity	45~85% RH
Degree of Protection	IP65
Approvals	UL, CE, RoHS
Recommended Wire Size	1007 UL / 22AWG

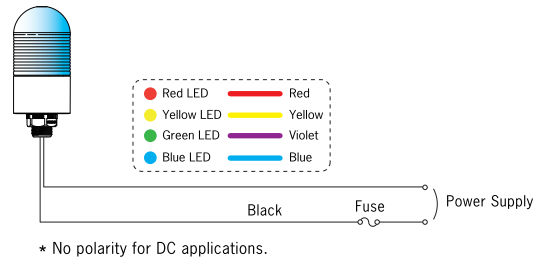
### Current consumption

LED Color	24V AC	90~240V AC
<b>1 Color</b> (R/Y/G/B/C)	65mA	32mA (Maximum)
<b>3 Colors in 1</b>	R/Y/G R/B/G	60mA (Maximum)
Weight	Standard Module: App. 53g	

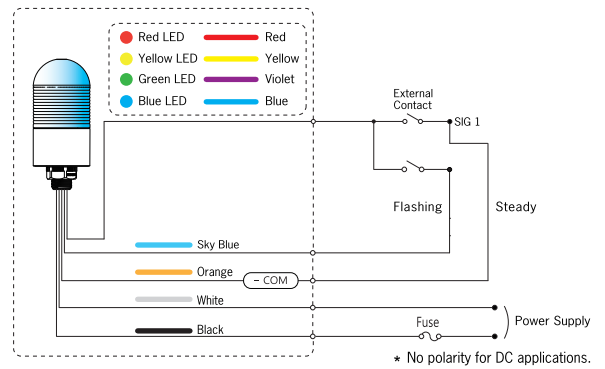


## Wiring Diagram

### 24V AC/DC, 90 ~ 240V AC Steady Lights

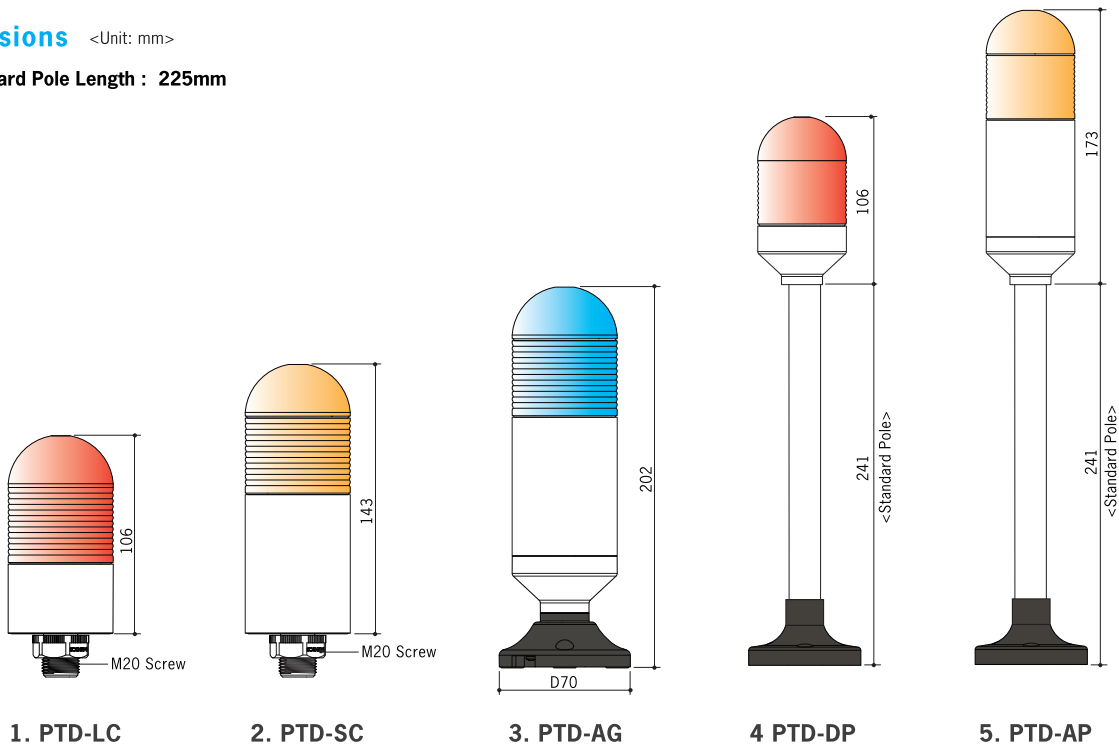


### 24VAC/DC, 90~240V AC Steady or Flashing Lights



## Dimensions <Unit: mm>

▶ Standard Pole Length : 225mm



\* The above specifications are changeable at anytime without notice.