

# Optoelectronic Sensors

BERNSTEIN optoelectronic sensors can be divided into three basic types (operating modes):

- Through-beam sensor **Type T**
- Retro-reflective sensor **Type R**
- Diffuse-reflection sensor **Type D**

In accordance with EN 60947-5-2 the sensors are described as “photoelectric proximity switches” and CE-certified.

The use of the sensor systems depends primarily on the specific application and operating environment.

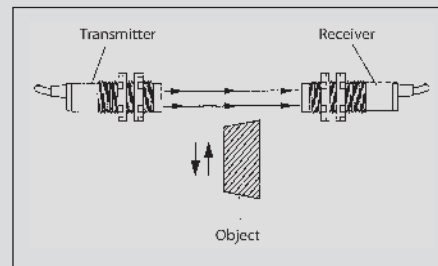
Several applications are outlined on these pages, illustrating the advantages and disadvantages of the individual operating modes.

Dividing all optoelectronic sensors into type groups simplifies device selection. The distinguishing criteria for the type families are the shape and material of the enclosure. The available operating modes of the individual type groups are specified in the Technical Data section of this catalogue.

In general, BERNSTEIN optoelectronic sensors operate using pulsating red or infrared light. This technology offers the following advantages:

- High immunity to ambient light
- Maximum sensing range
- Lower heat built-up and therefore longer service life of transmit diodes

## Through-beam sensors



Through-beam sensors consist of an light transmitter (light source) and a spatially separated receiver. The light emitted by the transmitter is analysed by the receiver. An interruption in the light path, e.g. by an object, is evaluated and causes the output to switch.

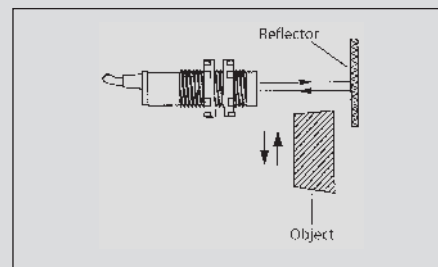
### Advantages:

- Long sensing distance; the light beam needs only to travel in one direction from the transmitter to the receiver
- High operational reliability; interference reflections rarely trigger the receiver
- Detection of even the smallest objects by additionally mounting lenses or screens

### Disadvantages:

- High installation cost with two devices having to be mounted, wired and adjusted

## Retro-reflective sensors



The light transmitter and receiver in retro-reflective sensors are accommodated in one enclosure. The light beam emitted by the transmitter is reflected back to the receiver by a reflector (e.g. triple reflector or reflective film). An interruption in the light paths is evaluated and changes the output signal at the receiver.

The ranges of these types of sensor specified in the Technical Data section in this catalogue relate to an 83 mm diameter triple reflector. Different ranges by using other types or sizes of reflector are available on request.

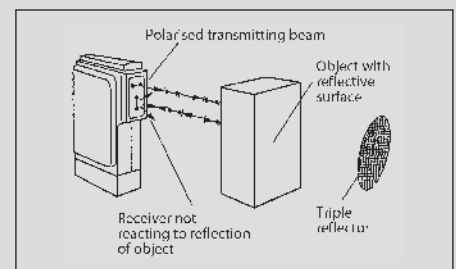
### Advantages:

- Easy installation of light barrier and reflector
- The reflector can be used as a moving signal generator, e.g. in conveyor systems

### Disadvantages:

- Shorter sensing range than a through-beam system since the light beam has to travel from the transmitter (light source) to the reflector and back to the receiver
- Highly polished objects can act as reflectors and may cause malfunctions

## Retro-reflective sensors with polarisation filter



This is a special type of retro-reflective sensor. A special linear or circular polarised filter element (film) is placed between the transmit or receive elements and the glass light emitting face of the sensor.

### Advantages:

- Reflections from specular or transparent objects are suppressed

### Disadvantages:

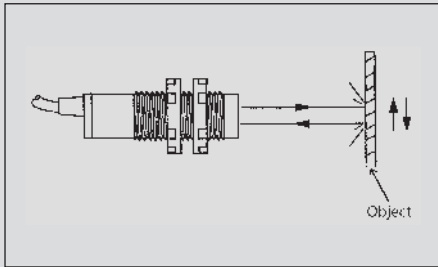
- The sensing range is reduced compared to standard sensors without polarisation filter

### Special versions with autocollimation

#### Advantages:

- Transmit and receive channel use the same light source, i.e. no dead zone with reflectors in short distance range

### Diffuse-reflection sensor



The light transmitter and receiver in a diffuse-reflection sensor are accommodated in one common enclosure. The light emitted from the transmitter is reflected diffused from the detected object. A part of this diffused reflection returns to the receiver and changes the switching status at the output when a certain intensity is exceeded. Accordingly, the texture and the colour of the object surface has a considerable influence on the object detection characteristics (presence – absence).

The sensing ranges specified in the Technical Data section of this catalogue are defined in accordance with DIN EN 60947-5-2: Sensing ranges up to 400 mm refer to a 100 x 100 mm white Kodak paper test card. 200 x 200 mm test cards are used for sensing ranges  $\geq$  400 mm.

The reflectivity of the object surface to be sensed affects the sensing distance so that a correction or remission factor has to be specified. This value may vary from less than 10 % for matt-black plastic to 200 % for raw sheet aluminium (special values on request).

An application-dependent test of the specific object is usually recommended to take ambient conditions such as dust and humidity into consideration for the selection of the optimum sensor.

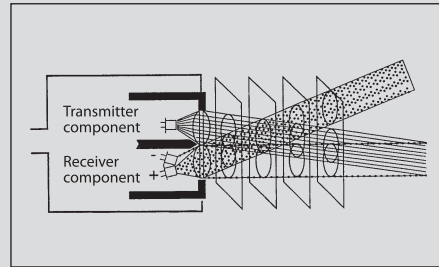
#### Advantages:

- Easy installation
- No reflector necessary

#### Disadvantages:

- Different sensing distances and sensitivity settings are required for different objects (surface, colour)

### Diffuse-reflection sensor with background suppression



This is a special type of diffuse-reflection sensor. It is based on two receive modules or segmented receivers. Using the triangulation principle, reflections of objects beyond the target do not reach the active face of the receiver modules.

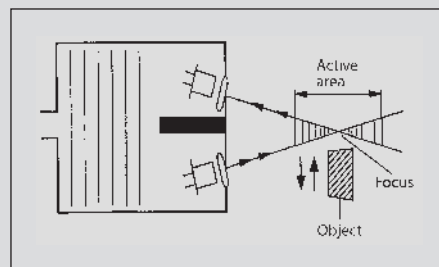
#### Advantages:

- No background effect on object detection (e.g. a faintly reflecting object may be detected in front of a high-gloss background)

#### Disadvantages:

- Short sensing distance
- Considerable technical expenditure

### Convergent beam sensors, fixed focus



**Convergent beam sensors, fixed focus**  
The transmit and receive modules of convergent beam sensors are arranged at a defined angle to each other. The light cone of the transmitter and receiver are joined at a fixed focal point. This results in the active zone for the detection of objects being defined around this focal point.

#### Advantages:

- Foreground / background suppression
- Defined active zone

#### Disadvantages:

- Short sensing distances (due to limited base width of sensor enclosure)

### Angular optical system

The M18 series is available with a radial optical system (light outlet offset by 90°) for confined installation conditions. Compared to versions with an axial optical system, the sensing range of these sensors is slightly reduced due to optical displacement loss.

### Reflectors

BERNSTEIN triple reflectors that consist of several triple mirrors arranged in a pyramid configuration are best suited for reflecting light in light barrier systems. The pyramid-like structure of these triple mirrors allows the reflector to be pivoted by up to 30° from the optical axis (e.g. caused by vibration or slight movement).

The specified sensing ranges of the retro-reflective sensors refer to the  $\varnothing$  83 mm reflector (6572107003); the range is reduced accordingly with smaller reflectors.

Essentially, the size of the reflector should be selected according to the sensing range and the size of the object to be detected. The object should ideally be larger than the reflector so that it completely covers the reflector.