

Features

- NFPA 70, NFPA 496, ISA 12.4 standards
- Optional alarm output indicates air lock failure
- Type Z system certified for Class I and Class II, Division 2 to nonhazardous area
- Class I enclosure volume up to 2 ft³
- Class II enclosure volume up to 10 ft³

Function

Model 1011 is an enclosure pressurization or purging system that operates on a supply of compressed instrument air or inert gas. It regulates and monitors pressure within sealed (protected) enclosures, in order to prevent combustible dust accumulation or remove and prevent flammable gas or vapor accumulations. In Class II areas, the system maintains a "safe" (1.0") pressure. In Class I areas, the system accomplishes four air exchanges and maintains a "safe" (0.25") pressure. These processes reduce the hazardous (classified) area rating within the enclosure(s), in accordance with the NEC - NFPA 70, Article 500, NFPA 496 and ISA 12.4.

Assembly

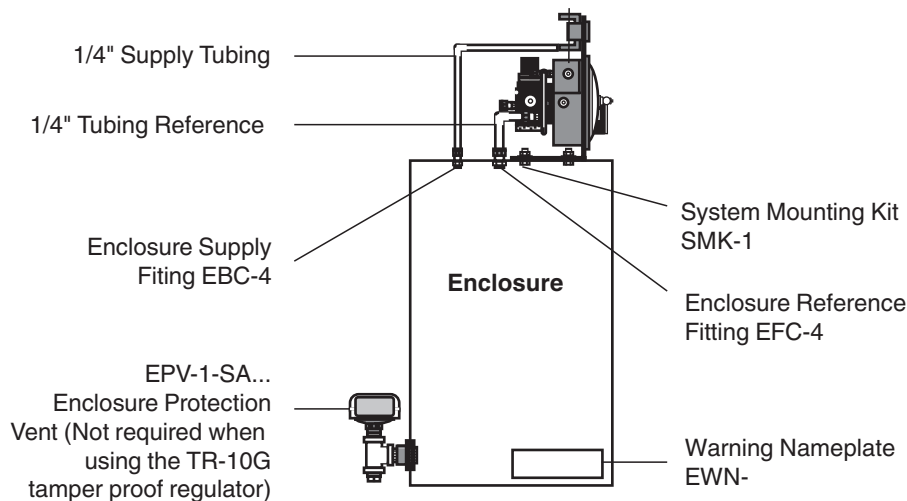


BEBCO EPS®

Connection

General specifications	
Series	1011
Hazardous environment	gas
Pneumatic parameters	
Protective gas supply	Instrument grade air or inert gas
Pressure requirement	5 - 120 psi (With EPV-1 vent. Systems installed without vent must be equipped with redundant regulator set to 5 psi max.)
Safe pressure	Setpoint: Class I: 0.25" (6.35 mm); Class II: 1.0" (25.4 mm) Flow rate: 0.1 - 3.5 SCFH (2.8 - 99 l /hr)
Ambient conditions	
Ambient temperature	-29 ... 49 °C (-20.2 ... 120.2 °F)
Mechanical specifications	
Connection type	System supply fitting: 1/4" tube fitting Enclosure supply fitting: 1/4" tube fitting Enclosure reference fitting: 1/4" tube fitting
Material	Regulator body: brass, zinc w/enamel finish Regulator handle: polycarbonate Enclosure pressure gauge: alum w/ enamel finish Tube fittings: 316 ss forged body Tubing: 316 ss 1/4" .035 welded System nameplate: silk screened Lexan® Fastener hardware: alum. & stainless steel Mounting plate & bracket: anodized aluminum Enclosure warning nameplate: silk screened ss
Mass	3.2 kg (7 lb)
International approvals	
UL approval	
cULus	Class I, Division 2, Groups A, B, C, D Class II, Division 2, Groups F, G

Assembly



Release date 2013-09-26 23:17 Date of issue 2013-09-26 t156448_eng.xml

Refer to "General Notes Relating to Pepperl+Fuchs Product Information".




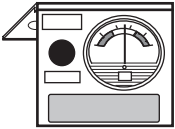

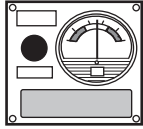
Pepperl+Fuchs Group
www.pepperl-fuchs.com

USA: +1 330 486 0002
pa-info@us.pepperl-fuchs.com

Germany: +49 621 776 2222
pa-info@de.pepperl-fuchs.com

Singapore: +65 6779 9091
pa-info@sg.pepperl-fuchs.com

Dimensions

Overall system dimensions			
Configuration	UM - left hand	UM - right hand	UM - top mount
Height	8	8	8.25
Width	8.25	8.25	8
Depth	5	5	5
			
Configuration	UM - bottom mount	FM - frame mount	PM - panel mount
Height	8.25	8	8
Width	8	8	8
Depth	5	5	5
<p>Dimensions in inches. Mounting dimensions available upon request. FM & PM panel cutout dimensions: 7.625 h x 7.625 w.</p> <p>Height & Width dimensions reflect mounting plate measurements. Depth dimension reflects overall measurement of system, including components.</p>			

Release date 2013-09-26 23:17 Date of issue 2013-09-26 t156448_eng.xml

Refer to "General Notes Relating to Pepperl+Fuchs Product Information".

Pepperl+Fuchs Group
www.pepperl-fuchs.com

USA: +1 330 486 0002
pa-info@us.pepperl-fuchs.com

Germany: +49 621 776 2222
pa-info@de.pepperl-fuchs.com

Singapore: +65 6779 9091
pa-info@sg.pepperl-fuchs.com

System Accessories	
Connection fittings	
Part	Description
EFC-4	1/4" flush connector
EBC-4	1/4" bulkhead connector
EPC-10	1/2" pipe connector
Additional items	
Part	Description
ILF-4	1/4" In-Line Filter
SMK-1	Surface Mounting Kit (-LH-, -RH-, -TM-, -BM-, -WM- models)
SMK-4	Surface Mounting Kit (-FM-, -PM- models)
EPSK-1	Explosion Proof Switch Kit (Class I areas)
EPSK-1A	Explosion Proof Switch Kit (Class I areas)
EPSK-2	Explosion Proof Switch Kit (Class II areas)
EPSK-2A	Explosion Proof Switch Kit (Class II areas)
GPSK-1	General-purpose Switch Kit (Class I areas)
GPSK-2	General-purpose Switch Kit (Class II areas)
RAH	Remote Alarm Horn
RAB-2	Div. 2 Remote Alarm Beacon
LCK	"L" style conduit fitting kit
TCK	"T" style conduit fitting kit
Hex key regulator handles	
Part	Description
TR-10G	Tamper proof regulator with gauge
Warning nameplates	
Part	Description
EWN-1	Class I enclosure warning
EWN-2	Class II enclosure warning
ETW	Enclosure temperature warning
Installation & Operation Manual	
Part	Description
DOCT-1360	Installation and Operation Manual

Release date 2013-09-26 23:17 Date of issue 2013-09-26 t156448_eng.xml

Refer to "General Notes Relating to Pepperl+Fuchs Product Information".

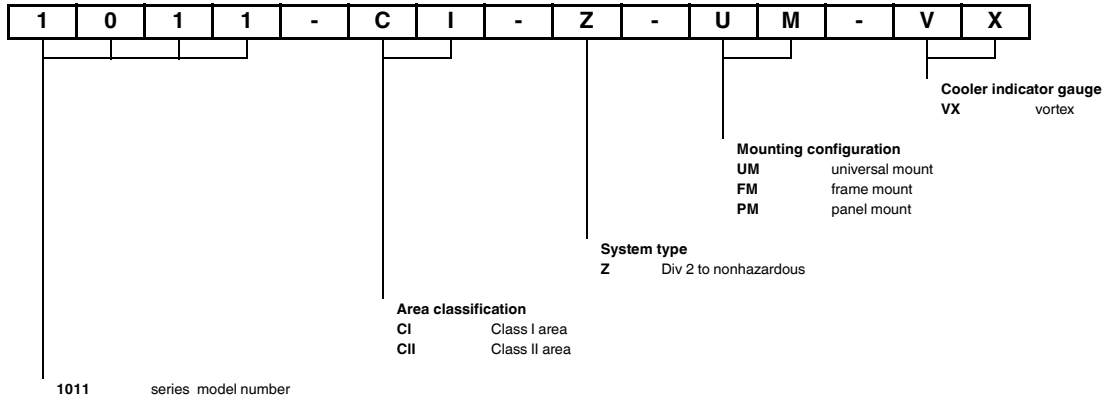
Pepperl+Fuchs Group
www.pepperl-fuchs.com

USA: +1 330 486 0002
pa-info@us.pepperl-fuchs.com

Germany: +49 621 776 2222
pa-info@de.pepperl-fuchs.com

Singapore: +65 6779 9091
pa-info@sg.pepperl-fuchs.com

Type code/model number



Release date 2013-09-26 23:17 Date of issue 2013-09-26 t156448_eng.xml

Refer to "General Notes Relating to Pepperl+Fuchs Product Information".

Pepperl+Fuchs Group
 www.pepperl-fuchs.com

USA: +1 330 486 0002
 pa-info@us.pepperl-fuchs.com

Germany: +49 621 776 2222
 pa-info@de.pepperl-fuchs.com

Singapore: +65 6779 9091
 pa-info@sg.pepperl-fuchs.com