

Overview

- Automatic adjustment of exposure time for precise measurements on changing materials
- High immunity to ambient light for reliable measurements regardless of ambient conditions
- Line beam shape for particularly robust measurement results on structured surfaces



Picture similar



Technical data

General data

Type	Distance measuring
Measuring distance Sd	50 ... 550 mm
Measuring range Mr	500 mm
Adjustment	Teach-in: button / external
Power on indication	LED green
Output indicator	LED red
Repeat accuracy	12 ... 686 µm
Linearity error	± 0,25 % Mr
Beam type	Line
Temperature drift	0,08 % Sde/K

Light Source

Light source	Pulsed red laser diode
Wave length	660 nm
Laser class	2
Maximum pulse power	2 mW
Pulse duration	0.001 ... 1.2 ms
Pulse period	0.2 ... 3.4 ms

Electrical data

Response delay	0,4 ms
Measuring frequency	5000 Hz
Voltage supply range +Vs	12 ... 28 VDC
Current consumption max. (no load)	100 mA
Output circuit	Analog

Electrical data

Output signal	0 ... 10 VDC
Load resistance	> 100 kOhm
Short circuit protection	Yes
Reverse polarity protection	Yes, Vs to GND

Mechanical data

Width / diameter	40,3 mm
Height / length	49 mm
Depth	13,6 mm
Type	Rectangular, front view
Housing material	Die-cast zinc
Front (optics)	Glass
Connection types	Connector M8 4 pin
Weight	67 g

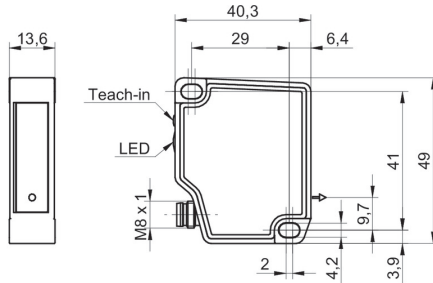
Ambient conditions

Ambient light immunity	< 100 kLux
Operating temperature	-10 ... +50 °C
Protection class	IP 67
Storage temperature	-20 ... +60 °C
Vibration (sinusoidal)	IEC 60068-2-6:2008 1 mm p-p at f = 10 - 55 Hz, duration 5 min per axis 30 min endurance at f = 55 Hz per axis
Shock (semi-sinusoidal)	IEC 60068-2-27:2009 30 g / 11 ms, 6 jolts per axis and direction

Remarks

- Measurement with Baumer standardized measuring equipment and targets (Measurement on 90% remission (white)).

Dimension drawing



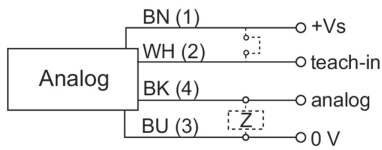
Laser warning



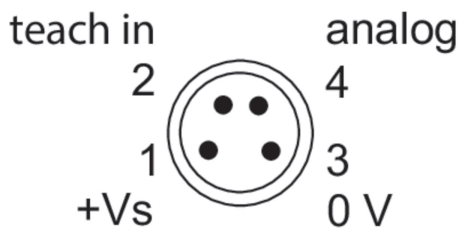
LASER RADIATION
DO NOT STARE INTO BEAM
Wavelength: 640...670nm
IEC 60825-1, Ed. 3, 2014
CLASS 2 LASER PRODUCT

IEC 60825-1/2014 Complies with 21 CFR 1040.10 and 1040.11 except for conformance with IEC 60825-1 Ed. 3., as described in Laser Notice No. 56, dated May 8, 2019

Connection diagram



Pin assignment



Beam characteristic (typically)

