

**Overview**

- Reliable intensity-based object detection
- IO-Link interface independent of the switching output (Dual Channel)
- Extended parameterization options and additional diagnostic data
- Robust housing with stainless steel spacer sleeves



Picture similar



**Technical data**

General data		Electrical data	
Type	Intensity difference	Voltage drop Vd	< 2 VDC
Version	IO-Link dual channel	Output function	Light / dark operate
Light source	Pulsed red LED	Output circuit	Push-pull
Sensing distance Tw	20 ... 200 mm	Output current	< 50 mA
Smallest object recognizable typ.	2 mm at 100 mm	Short circuit protection	Yes
Alignment / soiled lens indicator	Flashing output indicator	Reverse polarity protection	Yes
Power on indication	LED green	Communication interface	
Output indicator	LED yellow	Baud rate	38,4 kBaud (COM 2)
Sensing distance adjustment	IO-Link	Adjustable parameters	Switching point Time filters LED status indicators Output logic Output circuit Counter Deactivate the sensor element Find Me function Teach-in mode
Wave length	644 nm	IO-Link port type	Class A
Suppression of reciprocal influence	Yes	Process data length	32 Bit
Beam type	Point	Process data structure	Bit 0 = SSC1 (presence) Bit 2 = quality Bit 3 = alarm Bit 5 = SSC4 (counter) Bit 16-31 = 16 Bit measurement
Alignment optical axis	< 1,5°	Interface	IO-Link V1.1
Electrical data			
Response time / release time	< 0,4 ms		
Jitter	< 0,21 ms		
Voltage supply range +Vs	10 ... 30 VDC		
Current consumption max. (no load)	45 mA (@ 10 VDC)		
Current consumption typ.	16 mA (@ 24 VDC)		

**Technical data**

**Communication interface**

Additional data	Signal strength
	Excess gain
	Operating cycles
	Device temperature
Cycle time	≥ 2,7 ms

**Mechanical data**

Width / diameter	8 mm
Height / length	25,1 mm
Depth	15,8 mm
Type	Rectangular

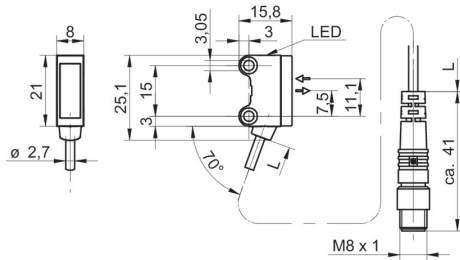
**Mechanical data**

Mechanical mounting	Sleeve smooth (stainless steel)
Housing material	Plastic (ASA, PMMA)
Front (optics)	PMMA
Connection types	Flylead connector M8 4 pin, L=200 mm
Cable characteristics	PVC / PVC 4 x 0,08 mm <sup>2</sup>

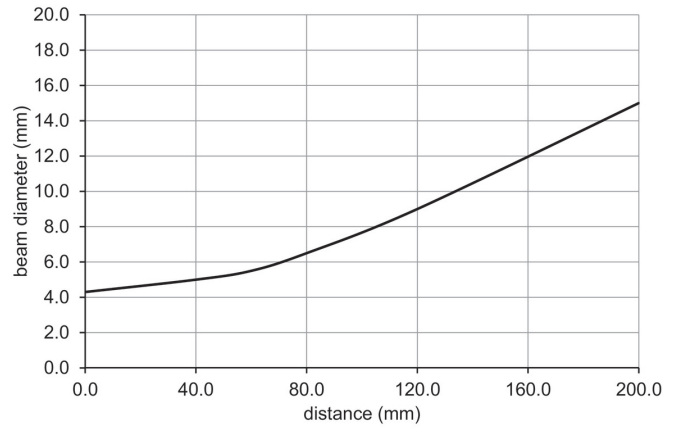
**Ambient conditions**

Protection class	IP 67
Operating temperature	-25 ... +50 °C

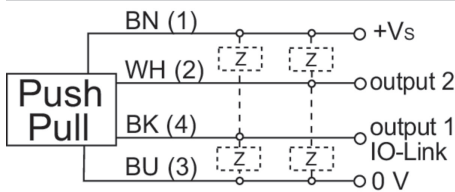
**Dimension drawing**



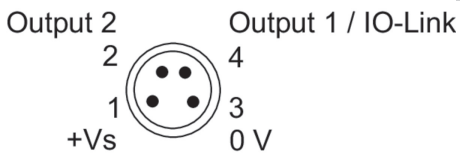
**Beam characteristic (typically)**



**Connection diagram**



**Pin assignment**



**Relative receiving signal**

