

**Overview**

- Extended functional reserve capacities for maximum reliability
- Long-term stable detection of transparent objects thanks to compensation of environmental influences
- Parallel laser beam for uniform detection over the measuring range
- qTeach - tamper-proof, simple teach-in with ferromagnetic tool
- Quick mounting by means of M3 threaded bushes made of stainless steel



Picture similar



**Technical data**

**General data**

Type	Retro-reflective sensor
Version	Transparency object detection
Light source	Pulsed red laser diode
Actual range Sb	0,8 m
Nominal range Sn	1,2 m
Polarization filter	Yes
Minimal signal attenuation	10 %
Alignment / soiled lens indicator	Flashing output indicator
Output indicator	LED yellow
Power on indication	LED green
Sensitivity adjustment	qTeach
Laser class	1
Distance to focus	Parallel beam
Wave length	680 nm
Suppression of reciprocal influence	Yes
Alignment optical axis	< 1,5°

**Electrical data**

Response time / release time	< 0,25 ms
Jitter	< 0,06 ms
Voltage supply range +Vs	10 ... 30 VDC

**Electrical data**

Current consumption max. (no load)	20 mA (@ 10 VDC)
Current consumption typ.	10 mA (@ 24 VDC)
Voltage drop Vd	< 2 VDC
Output function	Light / dark operate
Output circuit	NPN complementary
Output current	< 50 mA
Short circuit protection	Yes
Reverse polarity protection	Yes

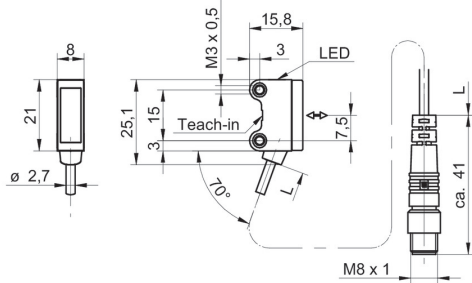
**Mechanical data**

Width / diameter	8 mm
Height / length	25,1 mm
Depth	15,8 mm
Type	Rectangular
Mechanical mounting	Threaded sleeves M3 (stainless steel)
Housing material	Plastic (ASA, PMMA)
Front (optics)	PMMA
Connection types	Flylead connector M8 4 pin, L=200 mm
Cable characteristics	PVC / PVC 4 x 0,08 mm <sup>2</sup>

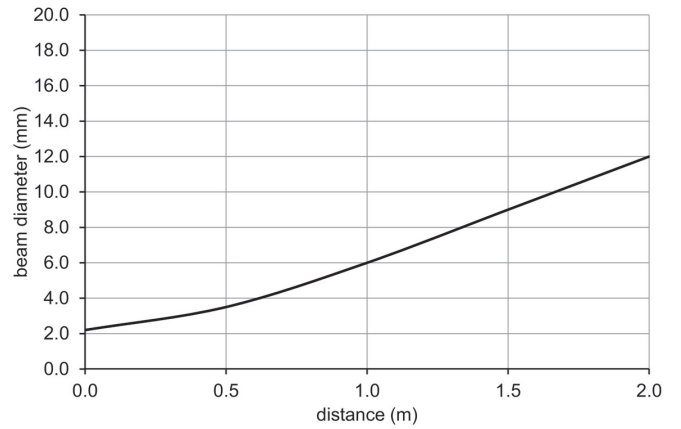
**Ambient conditions**

Operating temperature	-20 ... +50 °C
Protection class	IP 67

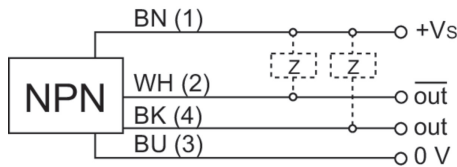
**Dimension drawing**



**Beam characteristic (typically)**



**Connection diagram**

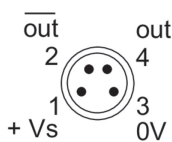


**Laser warning**

**CLASS 1 LASER  
PRODUCT**

IEC 60825-1/2014  
Complies with 21 CFR 1040.10 and  
1040.11 except for conformance with  
IEC 60825-1 Ed. 3., as described in  
Laser Notice No. 56, dated May 8, 2019

**Pin assignment**



**Excess gain curve**

