

Overview

- Extended functional reserve capacities for maximum reliability
- Object detection through smallest holes and gaps without blind area thanks to single-lens optics
- Parallel laser beam for uniform detection over the measuring range
- qTeach - tamper-proof, simple teach-in with ferromagnetic tool
- Robust housing with stainless steel spacer sleeves



Picture similar



Technical data

General data

Type	Retro-reflective sensor
Version	Single lens optics
Light source	Pulsed red laser diode
Actual range Sb	0,8 m
Nominal range Sn	1,2 m
Smallest object recognizable typ.	3 mm at 500 mm
Polarization filter	Yes
Alignment / soiled lens indicator	Flashing output indicator
Output indicator	LED yellow
Power on indication	LED green
Sensitivity adjustment	qTeach
Laser class	1
Distance to focus	Parallel beam
Wave length	680 nm
Suppression of reciprocal influence	Yes
Alignment optical axis	< 1,5°

Electrical data

Response time / release time	< 0,1 ms
Jitter	< 0,03 ms

Electrical data

Voltage supply range +Vs	10 ... 30 VDC
Current consumption max. (no load)	20 mA (@ 10 VDC)
Current consumption typ.	10 mA (@ 24 VDC)
Voltage drop Vd	< 2 VDC
Output function	Light / dark operate
Output circuit	NPN complementary
Output current	< 50 mA
Short circuit protection	Yes
Reverse polarity protection	Yes

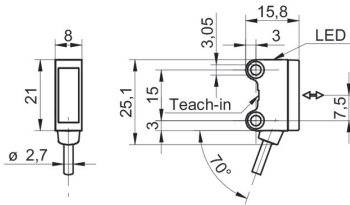
Mechanical data

Width / diameter	8 mm
Height / length	25,1 mm
Depth	15,8 mm
Type	Rectangular
Mechanical mounting	Sleeve smooth (stainless steel)
Housing material	Plastic (ASA, PMMA)
Front (optics)	PMMA
Connection types	Cable 4 pin, 2 m
Cable characteristics	PVC / PVC 4 x 0,08 mm ²

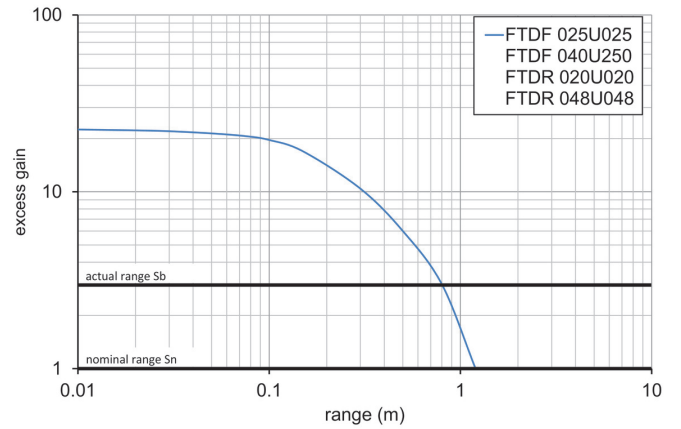
Ambient conditions

Operating temperature	-20 ... +50 °C
Protection class	IP 67

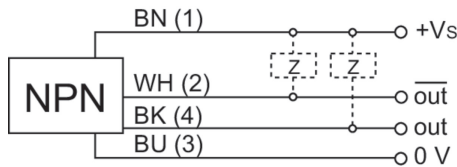
Dimension drawing



Excess gain curve



Connection diagram



Laser warning

**CLASS 1 LASER
PRODUCT**

IEC 60825-1/2014
Complies with 21 CFR 1040.10 and
1040.11 except for conformance with
IEC 60825-1 Ed. 3., as described in
Laser Notice No. 56, dated May 8, 2019

Beam characteristic (typically)

