

Overview

- Outstanding reliability and unrivalled immunity against ambient light
- Extra range - best-in-class
- qTeach - tamper-proof, simple teach-in with ferromagnetic tool
- Quick mounting by means of M3 threaded bushes made of stainless steel



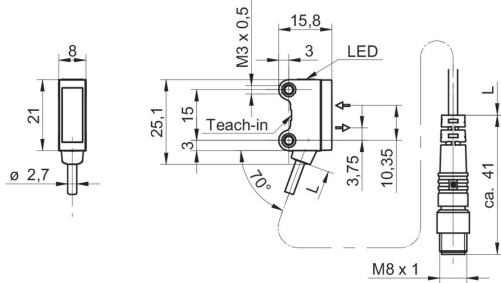
Picture similar



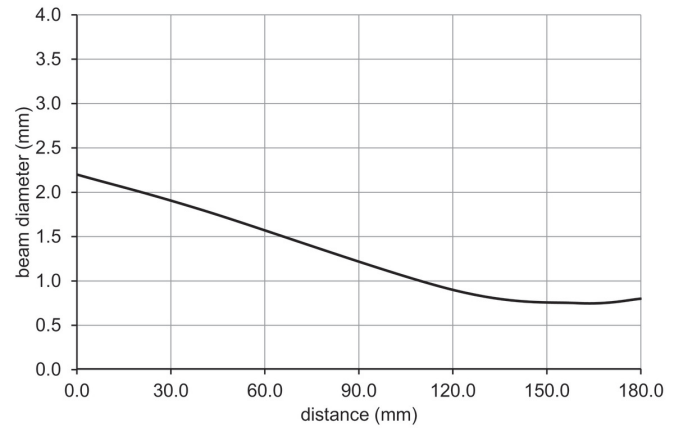
Technical data

General data		Electrical data	
Type	Background suppression	Voltage supply range +Vs	10 ... 30 VDC
Light source	Pulsed red laser diode	Current consumption max. (no load)	20 mA (@ 10 VDC)
Sensing distance Tw	20 ... 175 mm	Current consumption typ.	10 mA (@ 24 VDC)
Sensing range Tb	3 ... 192 mm	Voltage drop Vd	< 2 VDC
Smallest object recognizable typ.	0,5 mm at 100 mm	Output function	Light / dark operate
Alignment / soiled lens indicator	Flashing output indicator	Output circuit	NPN complementary
Power on indication	LED green	Output current	< 50 mA
Output indicator	LED yellow	Short circuit protection	Yes
Sensing distance adjustment	qTeach	Reverse polarity protection	Yes
Laser class	1	Mechanical data	
Distance to focus	160 mm	Width / diameter	8 mm
Wave length	680 nm	Height / length	25,1 mm
Suppression of reciprocal influence	Yes	Depth	15,8 mm
Beam type	Point	Type	Rectangular
Alignment optical axis	< 1,5°	Mechanical mounting	Threaded sleeves M3 (stainless steel)
Electrical data		Housing material	Plastic (ASA, PMMA)
Response time / release time	≤ 0,5 ms	Front (optics)	PMMA
Jitter	≤ 0,12 ms	Connection types	Flylead connector M8 4 pin, L=200 mm
		Cable characteristics	PVC / PVC 4 x 0,08 mm ²
		Ambient conditions	
		Protection class	IP 67
		Operating temperature	-20 ... +50 °C

Dimension drawing



Beam characteristic (typically)

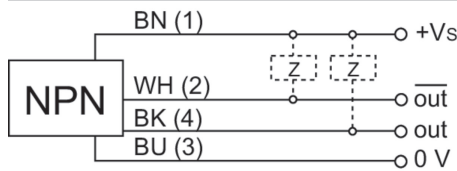


Laser warning

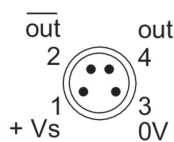
CLASS 1 LASER PRODUCT

IEC 60825-1/2014
Complies with 21 CFR 1040.10 and 1040.11 except for conformance with IEC 60825-1 Ed. 3., as described in Laser Notice No. 56, dated May 8, 2019

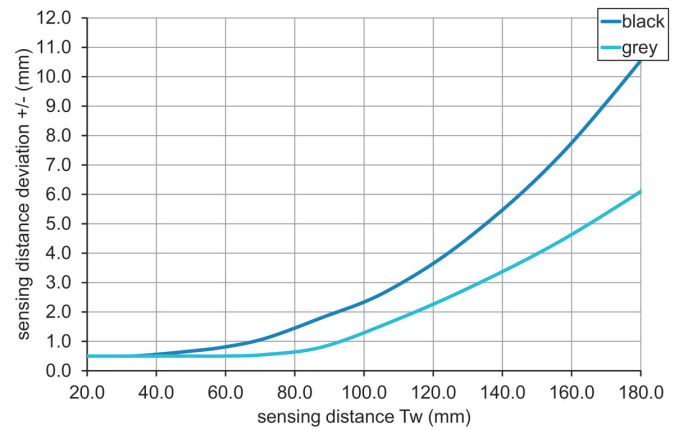
Connection diagram



Pin assignment



Sensing distance diagram



Hysteresis curve

