

O200.GL-NV1T.72CV/E022_F060

Diffuse sensors with background suppression - miniature

Article number: 11231146

Overview

- Outstanding reliability and unrivalled immunity against ambient light
- Line beam for complete detection of irregular, perforated objects
- Precise detection thanks to laser light source
- qTeach - tamper-proof, simple teach-in with ferromagnetic tool
- Robust housing with stainless steel spacer sleeves



Picture similar



Technical data

General data

Type	Background suppression
Version	Line beam
Light source	Pulsed red laser diode
Sensing distance Tw	20 ... 120 mm
Sensing range Tb	3 ... 122 mm
Smallest object recognizable typ.	8 mm at 60 mm
Alignment / soiled lens indicator	Flashing output indicator
Power on indication	LED green
Output indicator	LED yellow
Sensing distance adjustment	qTeach
Laser class	1
Distance to focus	60 mm
Wave length	680 nm
Suppression of reciprocal influence	Yes
Beam type	Line
Alignment optical axis	< 1,5°

Electrical data

Response time / release time	≤ 2 ms
Jitter	≤ 2 ms

Electrical data

Voltage supply range +Vs	10 ... 30 VDC
Current consumption max. (no load)	20 mA (@ 10 VDC)
Current consumption typ.	10 mA (@ 24 VDC)
Voltage drop Vd	< 2 VDC
Output function	Light / dark operate
Output circuit	NPN complementary
Output current	< 50 mA
Short circuit protection	Yes
Reverse polarity protection	Yes

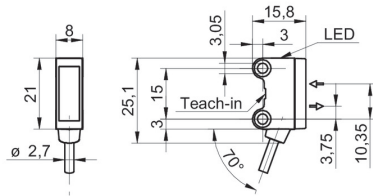
Mechanical data

Width / diameter	8 mm
Height / length	25,1 mm
Depth	15,8 mm
Type	Rectangular
Mechanical mounting	Sleeve smooth (stainless steel)
Housing material	Plastic (ASA, PMMA)
Front (optics)	PMMA
Connection types	Cable 4 pin, 2 m
Cable characteristics	PVC / PVC 4 x 0,08 mm ²

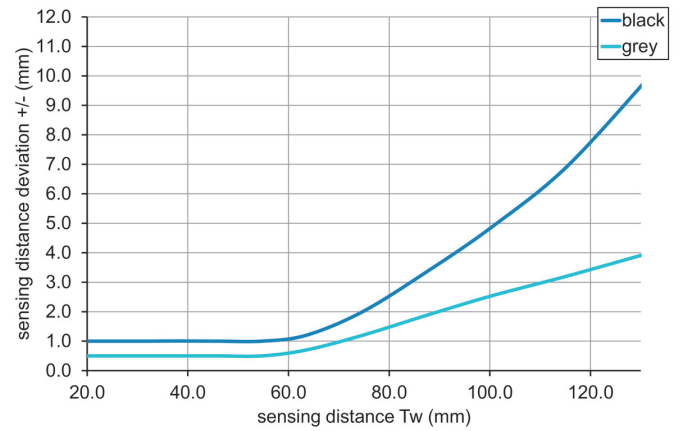
Ambient conditions

Protection class	IP 67
Operating temperature	-20 ... +50 °C

Dimension drawing



Sensing distance diagram

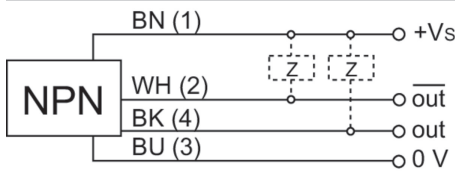


Laser warning

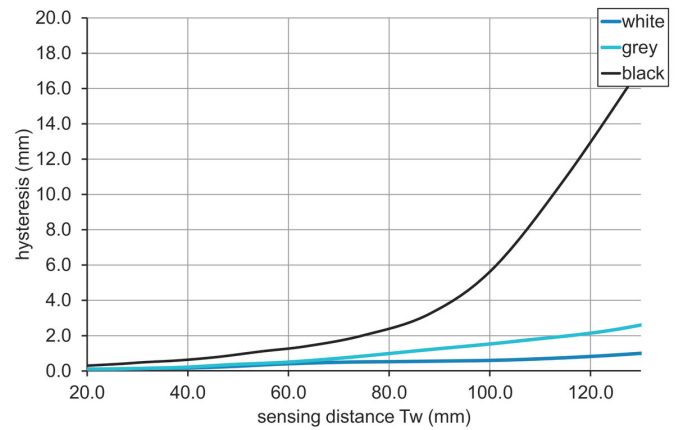
CLASS 1 LASER PRODUCT

IEC 60825-1/2014
Complies with 21 CFR 1040.10 and 1040.11 except for conformance with IEC 60825-1 Ed. 3., as described in Laser Notice No. 56, dated May 8, 2019

Connection diagram



Hysteresis curve



Beam characteristic (typically)

