

O200.GL-PV1T.72NV/E022_F060

Diffuse sensors with background suppression - miniature

Article number: 11231145

Overview

- Outstanding reliability and unrivalled immunity against ambient light
- Line beam for complete detection of irregular, perforated objects
- Precise detection thanks to laser light source
- qTeach - tamper-proof, simple teach-in with ferromagnetic tool
- Robust housing with stainless steel spacer sleeves



Picture similar



Technical data

General data

Type	Background suppression
Version	Line beam
Light source	Pulsed red laser diode
Sensing distance Tw	20 ... 120 mm
Sensing range Tb	3 ... 122 mm
Smallest object recognizable typ.	8 mm at 60 mm
Alignment / soiled lens indicator	Flashing output indicator
Power on indication	LED green
Output indicator	LED yellow
Sensing distance adjustment	qTeach
Laser class	1
Distance to focus	60 mm
Wave length	680 nm
Suppression of reciprocal influence	Yes
Beam type	Line
Alignment optical axis	< 1,5°

Electrical data

Response time / release time	≤ 2 ms
Jitter	≤ 2 ms

Electrical data

Voltage supply range +Vs	10 ... 30 VDC
Current consumption max. (no load)	20 mA (@ 10 VDC)
Current consumption typ.	10 mA (@ 24 VDC)
Voltage drop Vd	< 2 VDC
Output function	Light / dark operate
Output circuit	PNP complementary
Output current	< 50 mA
Short circuit protection	Yes
Reverse polarity protection	Yes

Mechanical data

Width / diameter	8 mm
Height / length	25,1 mm
Depth	15,8 mm
Type	Rectangular
Mechanical mounting	Sleeve smooth (stainless steel)
Housing material	Plastic (ASA, PMMA)
Front (optics)	PMMA
Connection types	Flylead connector M8 4 pin, L=200 mm
Cable characteristics	PVC / PVC 4 x 0,08 mm ²

Ambient conditions

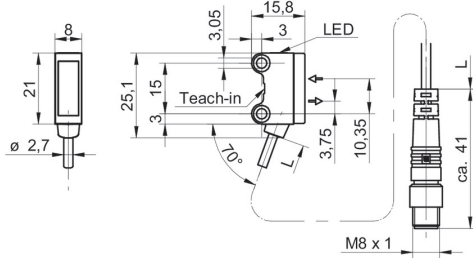
Protection class	IP 67
Operating temperature	-20 ... +50 °C

O200.GL-PV1T.72NV/E022_F060

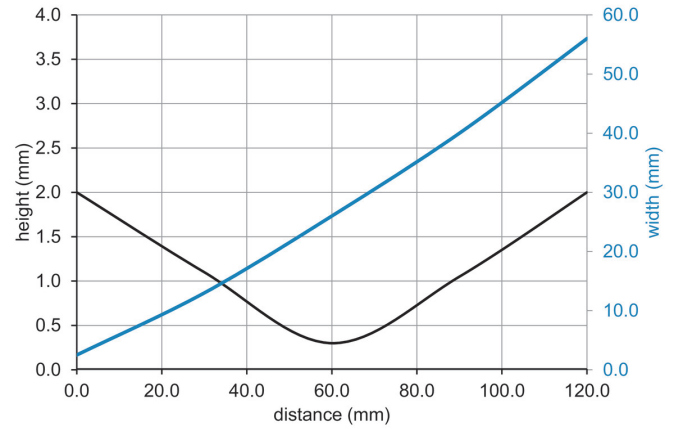
Diffuse sensors with background suppression - miniature

Article number: 11231145

Dimension drawing



Beam characteristic (typically)



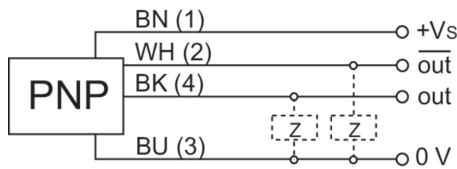
Laser warning

**CLASS 1 LASER
PRODUCT**

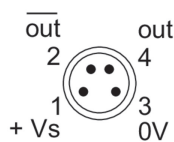
IEC 60825-1/2014

Complies with 21 CFR 1040.10 and 1040.11 except for conformance with IEC 60825-1 Ed. 3., as described in Laser Notice No. 56, dated May 8, 2019

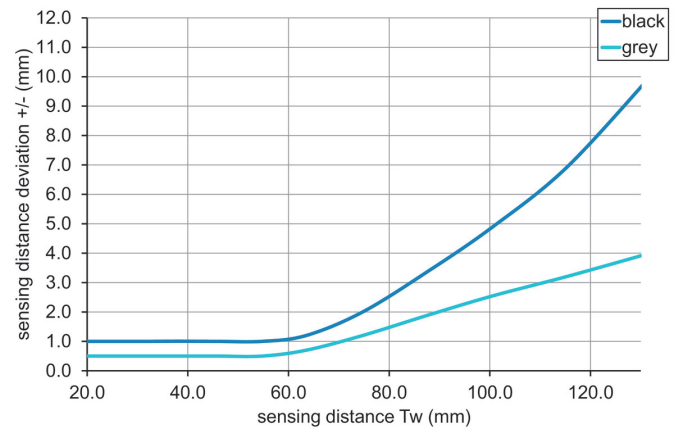
Connection diagram



Pin assignment



Sensing distance diagram



Hysteresis curve

