

Overview

- Most secure object detection due to the barrier principle
- IO-Link interface independent of the switching output (Dual Channel)
- Extended parameterization options and additional diagnostic data
- Quick mounting by means of M3 threaded bushes made of stainless steel



Picture similar



Technical data

General data

Type	Through beam sensor
Version	IO-Link dual channel
Emitter / receiver	Receiver
Light source	Use with pulsed red laser diode
Actual range Sb	5 m
Nominal range Sn	6 m
Smallest object recognizable typ.	3 mm (0,5 mm with aperture)
Alignment / soiled lens indicator	Flashing output indicator
Output indicator	LED yellow
Power on indication	LED green
Sensitivity adjustment	IO-Link
Suppression of reciprocal influence	Yes

Electrical data

Response time / release time	< 0,1 ms < 0,12 ms
Jitter	< 0,03 ms < 0,05 ms
Voltage supply range +Vs	10 ... 30 VDC
Current consumption max. (no load)	20 mA (@ 10 VDC)
Current consumption typ.	10 mA (@ 24 VDC)
Voltage drop Vd	< 2 VDC

Electrical data

Output function	Light / dark operate
Output circuit	Push-pull
Output current	< 50 mA, sum of all outputs
Short circuit protection	Yes
Reverse polarity protection	Yes

Communication interface

Baud rate	38,4 kBaud (COM 2)
Adjustable parameters	Switching point Time filters LED status indicators Output logic Output circuit Counter Deactivate the sensor element Find Me function Teach-in mode
IO-Link port type	Class A
Process data length	32 Bit
Process data structure	Bit 0 = SSC1 (presence) Bit 2 = quality Bit 3 = alarm Bit 5 = SSC4 (counter) Bit 16-31 = 16 Bit measurement
Interface	IO-Link V1.1

Technical data

Communication interface

Additional data	Signal strength
	Excess gain
	Operating cycles
	Device temperature
Cycle time	≥ 2,7 ms

Mechanical data

Width / diameter	8 mm
Height / length	25,1 mm
Depth	14,1 mm
Type	Rectangular

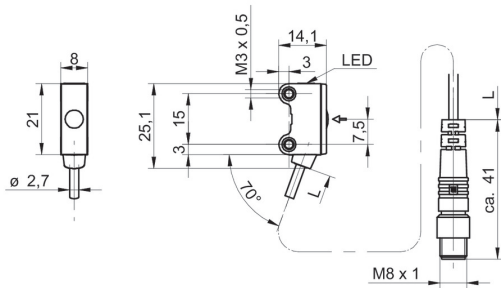
Mechanical data

Mechanical mounting	Threaded sleeves M3 (stainless steel)
Housing material	Plastic (ASA, PMMA)
Front (optics)	PMMA
Connection types	Flylead connector M8 4 pin, L=200 mm
Cable characteristics	PVC / PVC 4 x 0,08 mm ²

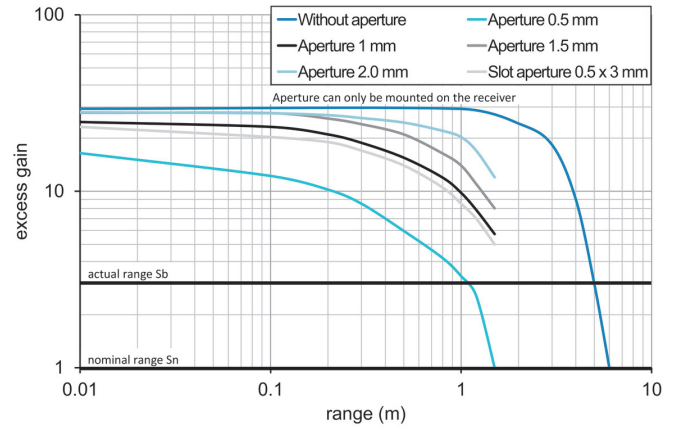
Ambient conditions

Operating temperature	-25 ... +50 °C
Protection class	IP 67

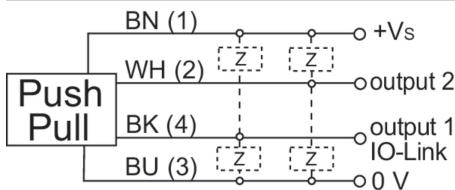
Dimension drawing



Excess gain curve



Connection diagram



Pin assignment

