

Overview

- Most secure object detection due to the barrier principle
- Parallel laser beam for uniform detection over the measuring range
- Deactivation of the transmitter diode via test input or IO-Link
- Quick mounting by means of M3 threaded bushes made of stainless steel



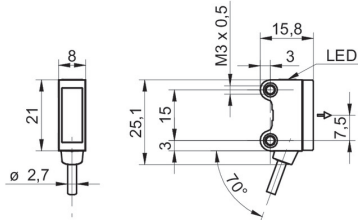
Picture similar



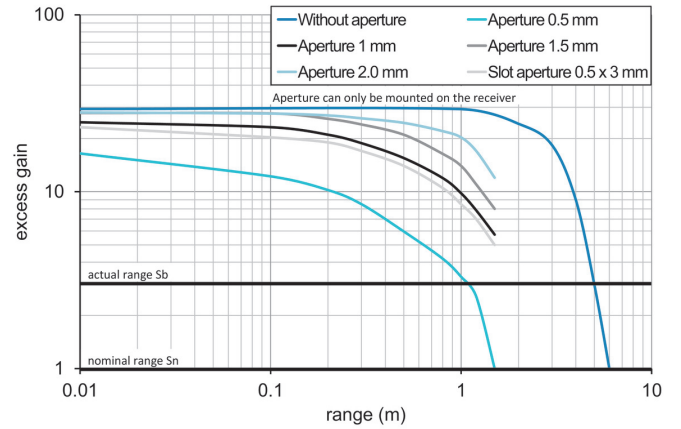
Technical data

General data		Communication interface	
Type	Through beam sensor	Baud rate	230,4 kBaud (COM 3)
Emitter / receiver	Emitter	IO-Link port type	Class A
Light source	Pulsed red laser diode	Process data length	8 Bit
Actual range Sb	5 m	Process data structure	Bit 3 = alarm
Nominal range Sn	6 m	Interface	IO-Link V1.1
Power on indication	LED green	Additional data	Device temperature
Laser class	1	Cycle time	≥ 0,6 ms
Distance to focus	Parallel beam	Mechanical data	
Wave length	680 nm	Width / diameter	8 mm
Alignment optical axis	< 1,5°	Height / length	25,1 mm
Electrical data		Depth	15,8 mm
Voltage supply range +Vs	10 ... 30 VDC	Type	Rectangular
Current consumption max. (no load)	20 mA (@ 10 VDC)	Mechanical mounting	Threaded sleeves M3 (stainless steel)
Current consumption typ.	10 mA (@ 24 VDC)	Housing material	Plastic (ASA, PMMA)
Output function	By IO-Link only	Front (optics)	PMMA
Output circuit	Push-pull	Connection types	Cable 4 pin, 2 m
Short circuit protection	Yes	Cable characteristics	PVC / PVC 4 x 0,08 mm ²
Reverse polarity protection	Yes	Ambient conditions	
		Operating temperature	-20 ... +50 °C
		Protection class	IP 67

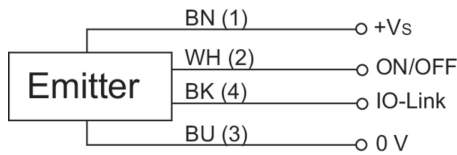
Dimension drawing



Excess gain curve



Connection diagram



Laser warning

**CLASS 1 LASER
PRODUCT**

IEC 60825-1/2014
Complies with 21 CFR 1040.10 and 1040.11 except for conformance with IEC 60825-1 Ed. 3., as described in Laser Notice No. 56, dated May 8, 2019

Beam characteristic (typically)

