

**Overview**

- Outstanding reliability and unrivalled immunity against ambient light
- Line beam for complete detection of irregular, perforated objects
- Precise detection thanks to laser light source
- Manipulation-proof, simple teach-in via qTeach or line teach
- IO-Link for extended parameterization options and additional diagnostic data
- Quick mounting by means of M3 threaded bushes made of stainless steel



Picture similar



**Technical data**

General data		Electrical data	
Type	Background suppression	Current consumption max. (no load)	20 mA (@ 10 VDC)
Version	Line beam	Current consumption typ.	10 mA (@ 24 VDC)
Light source	Pulsed red laser diode	Voltage drop Vd	< 2 VDC
Sensing distance Tw	20 ... 120 mm	Output function	Light / dark operate
Sensing range Tb	3 ... 122 mm	Output circuit	Push-pull
Smallest object recognizable typ.	8 mm at 60 mm	Output current	< 50 mA
Alignment / soiled lens indicator	Flashing output indicator	Short circuit protection	Yes
Power on indication	LED green	Reverse polarity protection	Yes
Output indicator	LED yellow	Communication interface	
Sensing distance adjustment	Teach-in and IO-Link	Baud rate	230,4 kBaud (COM 3)
Laser class	1	Adjustable parameters	Switching point Switching hysteresis Time filters LED status indicators Output logic Counter Operation mode Deactivate the sensor element Find Me function Teach-in mode
Distance to focus	60 mm	IO-Link port type	Class A
Wave length	680 nm	Process data length	32 Bit
Suppression of reciprocal influence	Yes		
Beam type	Line		
Alignment optical axis	< 1,5°		
Electrical data			
Response time / release time	≤ 0,25 ms (High Speed Mode)		
Jitter	≤ 0,06 ms (High Speed Mode)		
Voltage supply range +Vs	10 ... 30 VDC		

The product features and technical data specified do not express or imply any warranty. Technical modifications subject to change.

**Technical data**

**Communication interface**

Process data structure	Bit 0 = SSC1 (presence) Bit 2 = quality Bit 3 = alarm Bit 5 = SSC4 (counter) Bit 16-31 = 16 Bit measurement
------------------------	---

Interface	IO-Link V1.1
-----------	--------------

Additional data	Excess gain Operating cycles Device temperature
-----------------	---

Cycle time	≥ 0,6 ms
------------	----------

**Mechanical data**

Width / diameter	8 mm
Height / length	25,1 mm

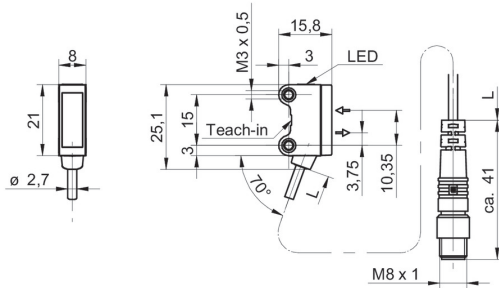
**Mechanical data**

Depth	15,8 mm
Type	Rectangular
Mechanical mounting	Threaded sleeves M3 (stainless steel)
Housing material	Plastic (ASA, PMMA)
Front (optics)	PMMA
Connection types	Flylead connector M8 4 pin, L=200 mm
Cable characteristics	PVC / PVC 4 x 0,08 mm <sup>2</sup>

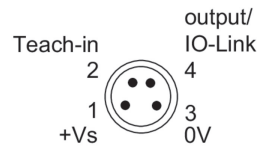
**Ambient conditions**

Protection class	IP 67
Operating temperature	-20 ... +50 °C

**Dimension drawing**



**Pin assignment**

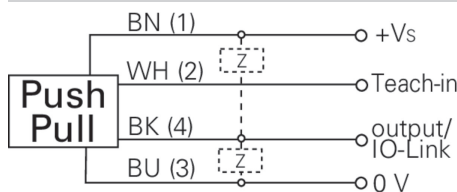


**Laser warning**

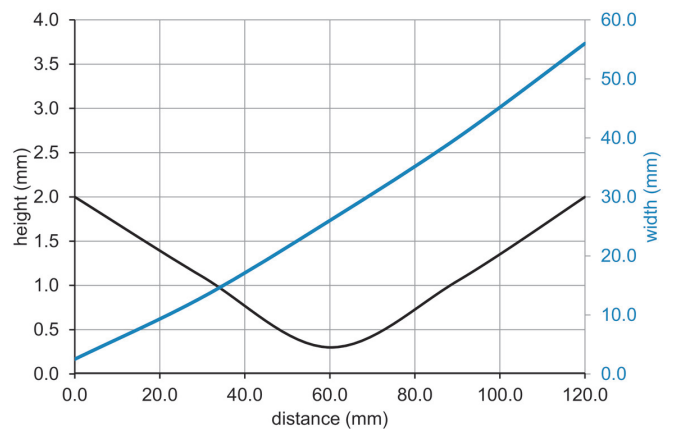
**CLASS 1 LASER  
PRODUCT**

IEC 60825-1/2014  
Complies with 21 CFR 1040.10 and 1040.11 except for conformance with IEC 60825-1 Ed. 3., as described in Laser Notice No. 56, dated May 8, 2019

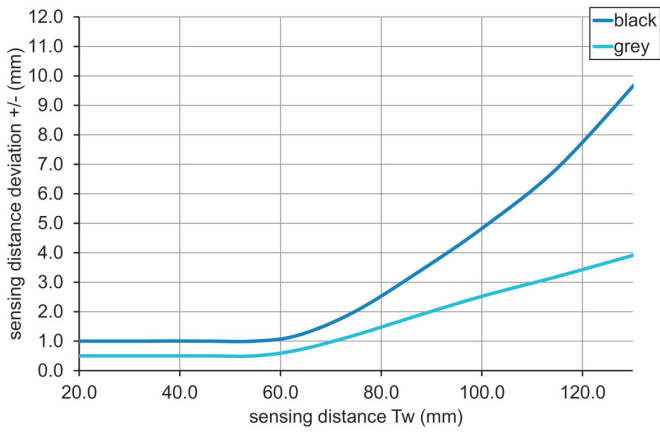
**Connection diagram**



**Beam characteristic (typically)**



**Sensing distance diagram**



**Hysteresis curve**

