

**Overview**

- Most secure object detection due to the barrier principle
- Parallel laser beam for uniform detection over the measuring range
- Deactivation of the transmitter diode via test input or IO-Link
- Robust housing with stainless steel spacer sleeves



Picture similar



**Technical data**

**General data**

Type	Through beam sensor
Emitter / receiver	Emitter
Light source	Pulsed red laser diode
Actual range Sb	5 m
Nominal range Sn	6 m
Power on indication	LED green
Laser class	1
Distance to focus	Parallel beam
Wave length	680 nm
Alignment optical axis	< 1,5°

**Electrical data**

Voltage supply range +Vs	10 ... 30 VDC
Current consumption max. (no load)	20 mA (@ 10 VDC)
Current consumption typ.	10 mA (@ 24 VDC)
Output function	By IO-Link only
Output circuit	Push-pull
Short circuit protection	Yes
Reverse polarity protection	Yes

**Communication interface**

Baud rate	230,4 kBaud (COM 3)
IO-Link port type	Class A
Process data length	8 Bit
Process data structure	Bit 3 = alarm
Interface	IO-Link V1.1
Additional data	Device temperature
Cycle time	≥ 0,6 ms

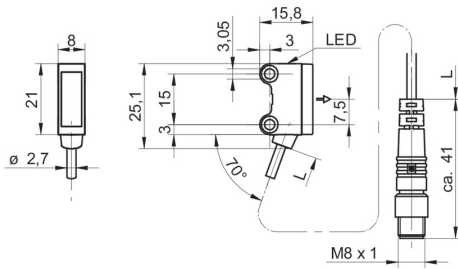
**Mechanical data**

Width / diameter	8 mm
Height / length	25,1 mm
Depth	15,8 mm
Type	Rectangular
Mechanical mounting	Sleeve smooth (stainless steel)
Housing material	Plastic (ASA, PMMA)
Front (optics)	PMMA
Connection types	Flylead connector M8 4 pin, L=200 mm
Cable characteristics	PVC / PVC 4 x 0,08 mm <sup>2</sup>

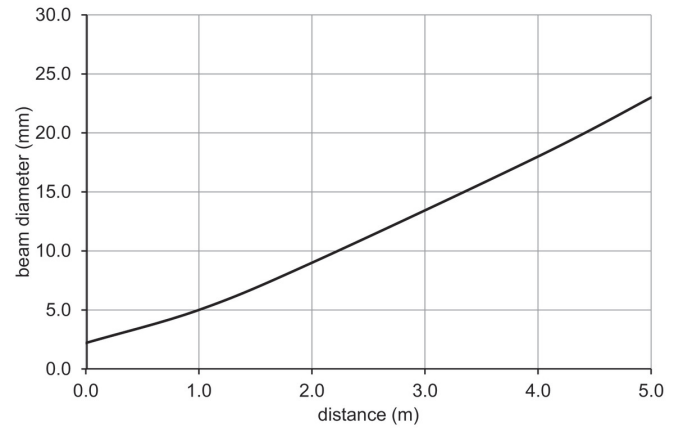
**Ambient conditions**

Operating temperature	-20 ... +50 °C
Protection class	IP 67

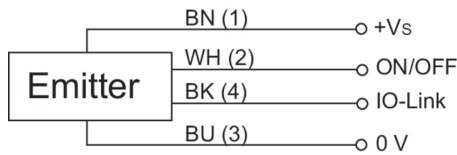
**Dimension drawing**



**Beam characteristic (typically)**



**Connection diagram**

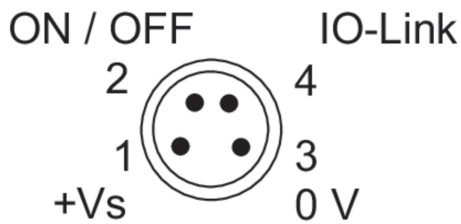


**Laser warning**

**CLASS 1 LASER  
PRODUCT**

IEC 60825-1/2014  
Complies with 21 CFR 1040.10 and 1040.11 except for conformance with IEC 60825-1 Ed. 3., as described in Laser Notice No. 56, dated May 8, 2019

**Pin assignment**



**Excess gain curve**

