

Overview

- Most secure object detection due to the barrier principle
- Fixed preset for the simplest commissioning
- Robust housing with stainless steel spacer sleeves



Picture similar



Technical data

General data

Type	Through beam sensor
Emitter / receiver	Receiver
Actual range S_b	5 m
Nominal range S_n	6 m
Smallest object recognizable typ.	5 mm (0,5 mm with aperture)
Alignment / soiled lens indicator	Flashing output indicator
Output indicator	LED yellow
Power on indication	LED green
Sensitivity adjustment	No
Suppression of reciprocal influence	Yes

Electrical data

Response time / release time	< 0,5 ms
Voltage supply range +Vs	10 ... 30 VDC
Current consumption max. (no load)	20 mA (@ 30 VDC)
Current consumption typ.	16 mA (@ 24 VDC)

Electrical data

Voltage drop V_d	< 2 VDC
Output function	Light / dark operate
Output circuit	PNP complementary
Output current	< 50 mA
Short circuit protection	Yes
Reverse polarity protection	Yes

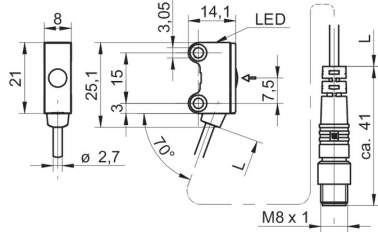
Mechanical data

Width / diameter	8 mm
Height / length	25,1 mm
Depth	14,1 mm
Type	Rectangular
Mechanical mounting	Sleeve smooth (stainless steel)
Housing material	Plastic (ASA, PMMA)
Front (optics)	PMMA
Connection types	Flylead connector M8 4 pin, L=200 mm
Cable characteristics	PVC / PVC 4 x 0,08 mm ²

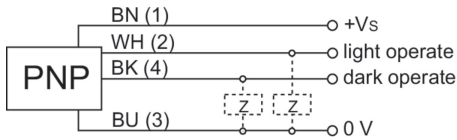
Ambient conditions

Operating temperature	-25 ... +50 °C
Protection class	IP 67

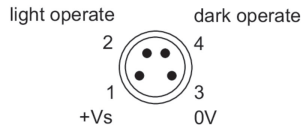
Dimension drawing



Connection diagram



Pin assignment



Excess gain curve

