

Overview

- Most secure object detection due to the barrier principle
- Easy to adjust via line teach
- Intuitive Xpress Teach / 1-Step Teach method
- Robust housing with stainless steel spacer sleeves



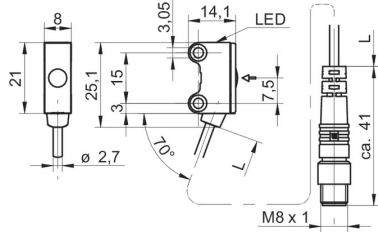
Picture similar



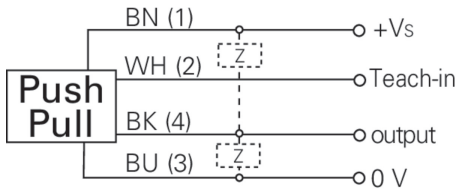
Technical data

General data		Electrical data	
Type	Through beam sensor	Voltage drop Vd	< 2 VDC
Emitter / receiver	Receiver	Output function	Light operate
Actual range Sb	5 m	Output circuit	Push-pull
Nominal range Sn	6 m	Output current	< 50 mA
Smallest object recognizable typ.	5 mm (0,5 mm with aperture)	Short circuit protection	Yes
Alignment / soiled lens indicator	Flashing output indicator	Reverse polarity protection	Yes
Output indicator	LED yellow	Mechanical data	
Power on indication	LED green	Width / diameter	8 mm
Sensitivity adjustment	Teach-in: remote / 1-Step Teach-in	Height / length	25,1 mm
Suppression of reciprocal influence	Yes	Depth	14,1 mm
		Type	Rectangular
		Mechanical mounting	Sleeve smooth (stainless steel)
		Housing material	Plastic (ASA, PMMA)
		Front (optics)	PMMA
		Connection types	Flylead connector M8 4 pin, L=200 mm
		Cable characteristics	PVC / PVC 4 x 0,08 mm ²
Electrical data		Ambient conditions	
Response time / release time	< 0,5 ms	Operating temperature	-25 ... +50 °C
Voltage supply range +Vs	10 ... 30 VDC	Protection class	IP 67
Current consumption max. (no load)	20 mA (@ 30 VDC)		
Current consumption typ.	16 mA (@ 24 VDC)		

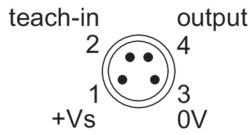
Dimension drawing



Connection diagram



Pin assignment



Excess gain curve

