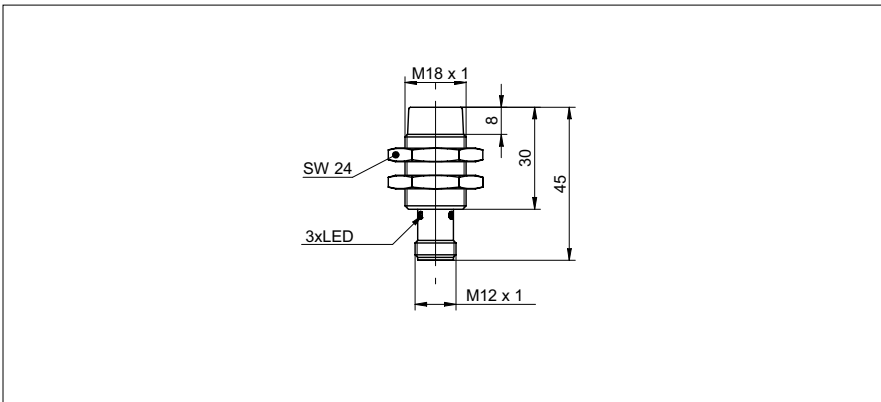


Inductive proximity switch

IR18.P15S-11148820

dimension drawing



general data

mounting type	non-flush
special type	enhanced distance (GammaProx)
nominal sensing distance S_n	15 mm
temperature drift	- 5 % / + 10 % (+10 ... +60 °C) - 5 % / + 15 % (0 ... +65 °C)
hysteresis	3 ... 20 % of S_r
output indicator	3 port LED red
correction factor typ.	mild steel 100 %, stainless steel 85 %, aluminum 55 %

electrical data

switching frequency	< 400 Hz
voltage supply range +Vs	6 ... 36 VDC
current consumption max. (no load)	10 mA
output circuit	NPN make function (NO)
voltage drop V_d	< 2 VDC
output current	< 100 mA
short circuit protection	yes
reverse polarity protection	yes

mechanical data

type	cylindrical threaded
material (sensing face)	PBT
housing material	brass nickel plated
dimension	18 mm
housing length	45 mm
connection types	connector M12
tightening torque max.	40 Nm

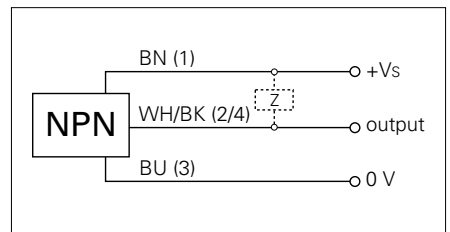
ambient conditions

operating temperature	0 ... +65 °C
protection class	IP 67

photo



connection diagram

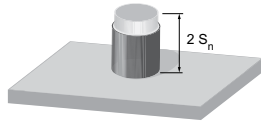


- increased sensing distance

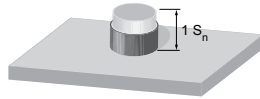
Inductive proximity switch

IR18.P15S-11148820


correction factors for different mounting situations (approximate values)



Mounting material	Correction factor
Mild steel	100 %
Stainless steel	100 %
Aluminum	100 %



Mounting material	Correction factor
Mild steel	105 %
Stainless steel	100 %
Aluminum	100 %



Mounting material	Correction factor
Mild steel	not possible
Stainless steel	115%
Aluminum	95 %

mounting instructions

